



CHENMKO ENTERPRISE CO.,LTD

Lead free devices

SURFACE MOUNT SCHOTTKY DIODE ARRAY

VOLTAGE 60 Volts CURRENT 8 Amperes

MPL860PT

PROVISIONAL SPEC.

APPLICATION

- * DC to DC Converters
- * Switch- Mode Power Supplies
- * Notebook PC

FEATURE

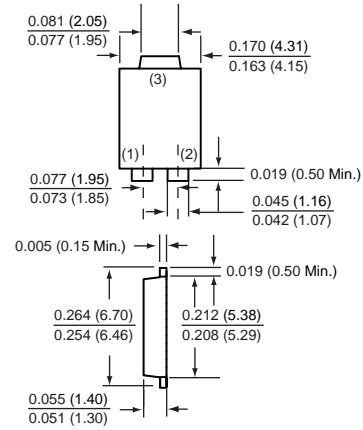
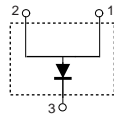
- * Small Surface Mounting Type. (SMP)
- * High speed ($T_{RR}=8.0nSec$ TYP.)
- * Low Power Loss, High Efficiency .
- * Low Forward Voltage Drop .
- * Peak Forward Surge Current Is 100A.
- * Schottky Diode Array .

WEIGHT

MARKING

SMP

CIRCUIT



SMP

RATINGS	SYMBOL	MPL860PT	UNITS
Maximum Recurrent Peak Reverse Voltage	V_{RRM}	60	Volts
Maximum RMS Voltage	V_{RMS}	42	Volts
Maximum DC Blocking Voltage	V_{DC}	60	Volts
Maximum Average Forward Rectified Current	I_O	8	Amps
Non-Repetitive Peak Forward Surge Current at 8.3 mSec.	I_{FSM}	100	Amps
Total Capacitance ($f=1.0MHz$, $V_R=4.0VDC$)	C_T	400	pF
Typical Thermal Resistance	$R_{\theta J-S}$	3.2	$^{\circ}C/W$
Maximum Operating Temperature Range	T_J	-55 to +125	$^{\circ}C$
Storage Temperature Range	T_{STG}	-55 to +150	$^{\circ}C$

ELECTRICAL CHARACTERISTICS (At $T_A = 25^{\circ}C$ unless otherwise noted)

CHARACTERISTICS	SYMBOL	MPL860PT	UNITS	
Typ. Forward Voltage	@ $I_F=8A$, $T_S=25^{\circ}C$	V_F	0.70	Volts
Maximum Reverse Current	@ $V_R=60V$, $T_S=25^{\circ}C$	I_R	10	μA

RATING CHARACTERISTIC CURVES (MPL860PT)

FIG. 1 - FORWARD CHARACTERISTICS

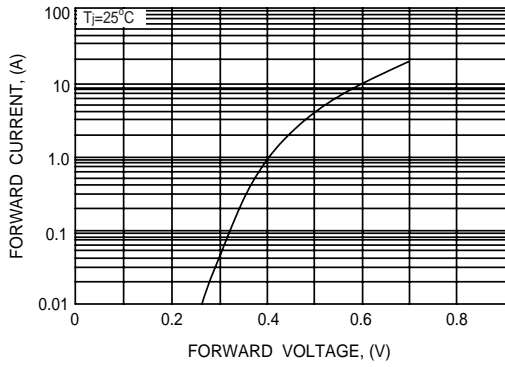


FIG. 2 - REVERSE CHARACTERISTICS

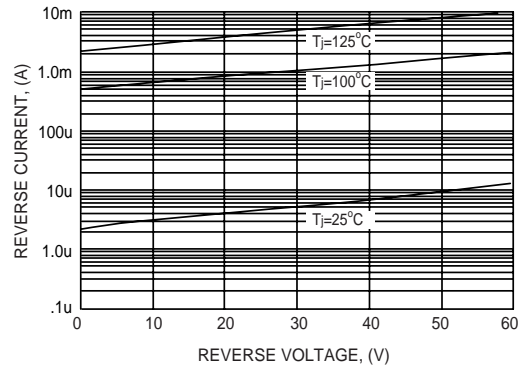


FIG. 3 - TYPICAL JUNCTION CAPACITANCE

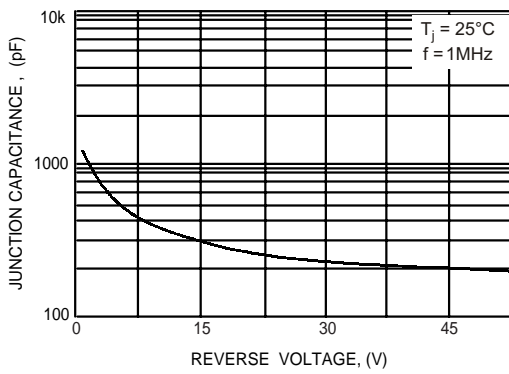


FIG. 4 - TYPICAL FORWARD CURRENT DERATING CURVE

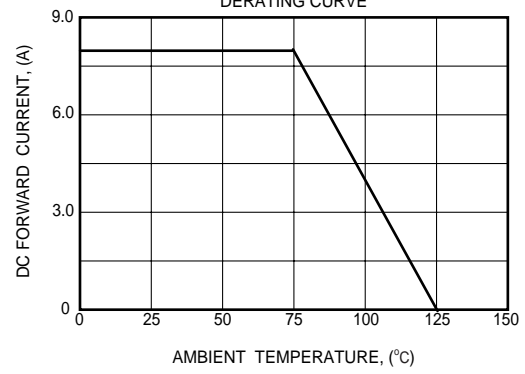


FIG. 5 - MAX. NON-REPETITIVE PEAK FORWARD SURGE CURRENT

