

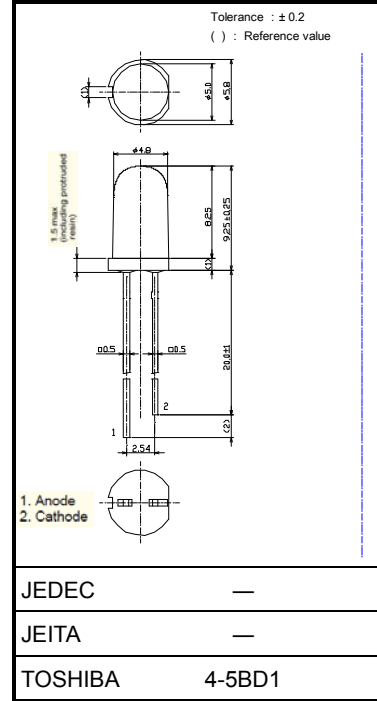
TOSHIBA LED Lamp InGaAlP Red Light Emission

# TLRMK37TP( : 4HDK53

## Panel Circuit Indicator

- $\phi$  5 mm package
- InGaAlP technology
- Transparent lens
- High intensity light emission
- Excellent low current light output
- Applications: Various types of information panels, backlightings, etc.
- Stopper lead type is also available. TLRMK37T(F)

Unit: mm



Weight: 0.31 g (typ.)

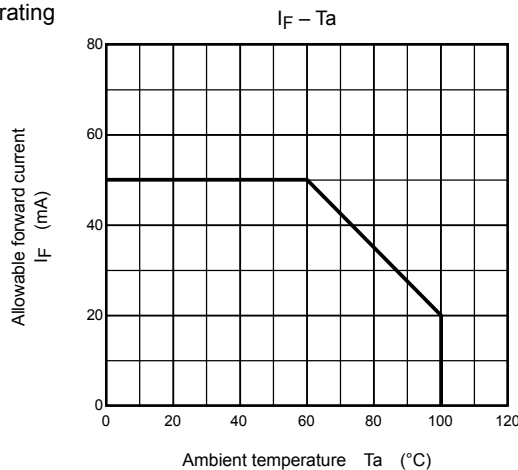
## Absolute Maximum Ratings (Ta = 25°C)

Characteristic	Symbol	Rating	Unit
Forward current	I <sub>F</sub> (Note 1)	50	mA
Reverse voltage	V <sub>R</sub>	4	V
Power dissipation	P <sub>D</sub>	125	mW
Operating temperature range	T <sub>opr</sub>	-40 to 100	°C
Storage temperature range	T <sub>stg</sub>	-40 to 120	°C

Note: Using continuously under heavy loads (e.g. the application of high temperature/current/voltage and the significant change in temperature, etc.) may cause this product to decrease in the reliability significantly even if the operating conditions (i.e. operating temperature/current/voltage, etc.) are within the absolute maximum ratings.

Please design the appropriate reliability upon reviewing the Toshiba Semiconductor Reliability Handbook ("Handling Precautions"/"Derating Concept and Methods") and individual reliability data (i.e. reliability test report and estimated failure rate, etc).

Note 1: Forward current derating



For part availability and ordering information please call Toll Free: 800.984.5337  
 Website: www.marktechopto.com | Email: info@marktechopto.com

## Electrical and Optical Characteristics (Ta = 25°C)

Characteristic	Symbol	Test Condition	Min	Typ.	Max	Unit
Forward voltage	$V_F$	$I_F = 20 \text{ mA}$	1.8	2.15	2.5	V
Reverse current	$I_R$	$V_R = 4 \text{ V}$	—	—	50	$\mu\text{A}$
Luminous intensity	$I_V$	$I_F = 20 \text{ mA}$ (Note 2)	1900	5700	10700	mcd
Peak emission wavelength	$\lambda_P$	$I_F = 20 \text{ mA}$	—	636	—	nm
Spectral line half width	$\Delta\lambda$	$I_F = 20 \text{ mA}$	—	14	—	nm
Dominant wavelength	$\lambda_d$	$I_F = 20 \text{ mA}$	—	626	—	nm

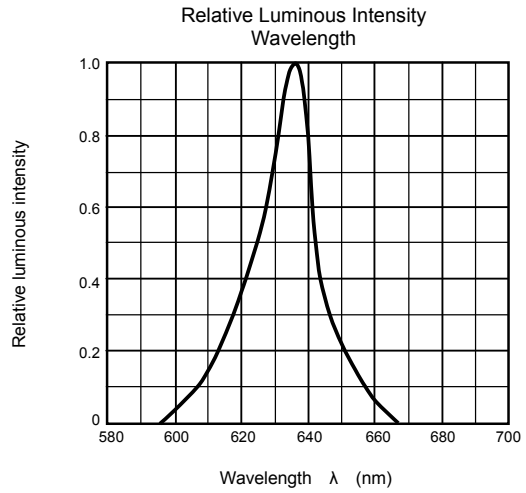
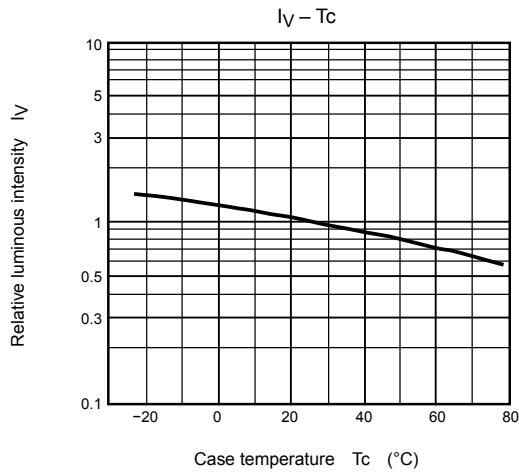
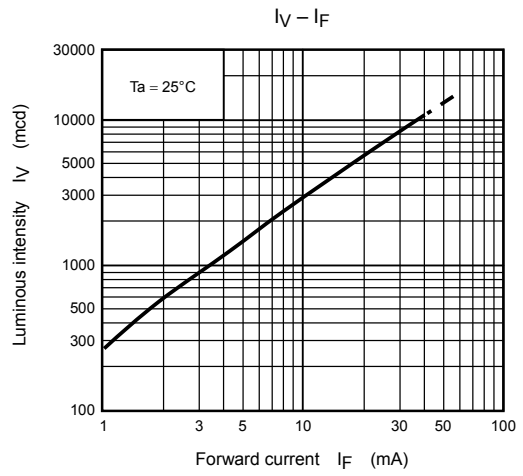
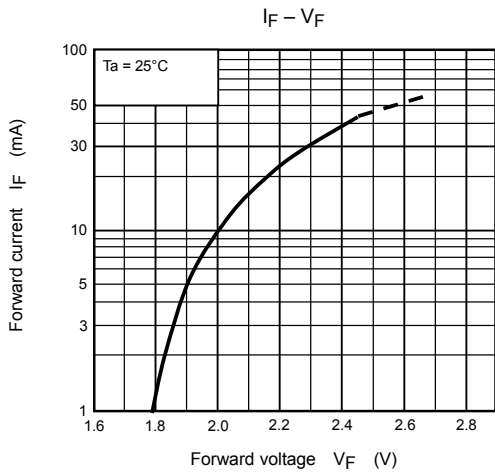
Note 2: Lamps are classified into the following ranks according to their luminous intensity. Each packing box includes single Luminous Intensity class.

$I_V$  rank classification

Rank	Min	Max	Accuracy
T	1900	3380	±22.5%
U	3380	6010	
V	6010	10700	
Unit	mcd		—

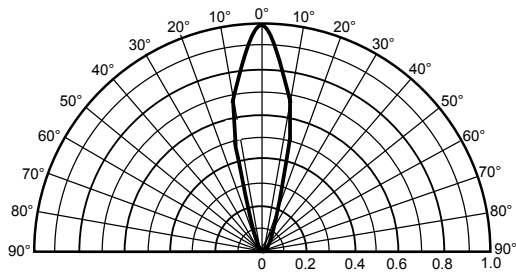
## Precaution

- Please be careful of the followings
- Soldering temperature: 260°C max      Soldering time: 3 s max  
(Soldering portion of lead: up to 1.6 mm from the body of the device)
  - If the lead is formed, the lead should be formed up to 1.6 mm from the body of the device without forming stress to the resin. Soldering should be performed after lead forming.
  - This visible LED lamp also emits some IR light. If a photodetector is located near the LED lamp, please ensure that it will not be affected by this IR light.



Radiation Pattern

$T_a = 25^\circ\text{C}$




**LED Lamp Tape Packaging Specifications (type A)**

- Tape specifications for automatic insertion machine
- $\phi 3$  and  $\phi 5$  diameter types
- Standard reel, folding tape type
- Anode/cathode selectable
- 2.54 mm pitch straight lead type
- 5 mm pitch forming lead type

**1. Product Naming**

The packaging type is indicated by a designation that is appended to the LED's product name.

[Example]



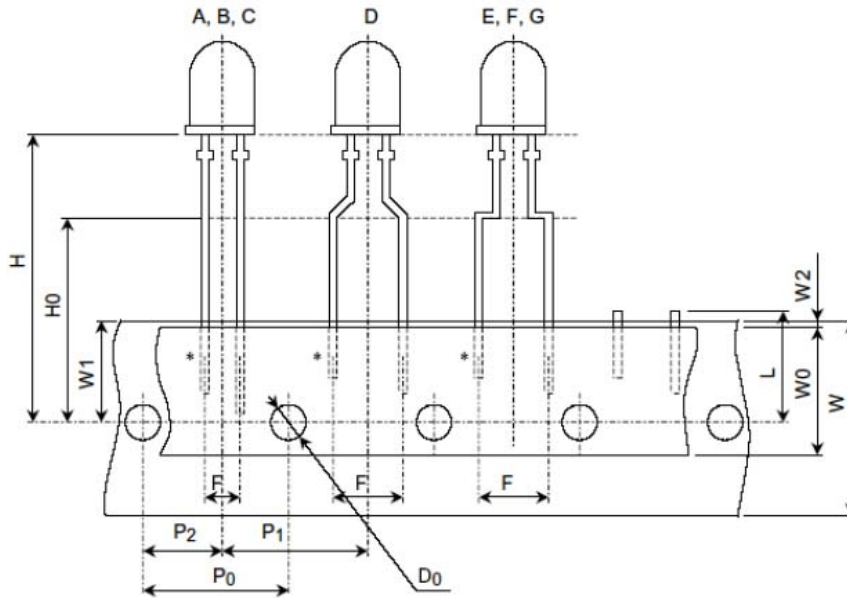
**2. Tape Specifications**

Tape is classified according to tape type, dimensions, lead polarity, and packaging type as follows:

Tape Specifications			Tape Specification
Reel Method		Ammo Pack	
(anode lead first)	(cathode lead first)		
TPK1	TPKR1	TPK51	Ⓐ
TPK3	TPKR3	TPK53	Ⓑ
TPK5	TPKR5	TPK55	Ⓒ
TPJ1	TPJR1	TPJ51	Ⓓ
TPJ2	TPJR2	TPJ52	Ⓔ
TPJ3	TPJR3	TPJ53	Ⓕ
TPJ6	TPJR6	TPJ56	Ⓖ

**3. Tape Specifications and Dimensions**

**Tape Specifications**



**Tape Dimensions**

Unit: mm

	A	B	C	D	E	F	G
H	23.35 ± 1.0	18.55 ± 1.0	17.0 ± 1.0	23.35 ± 1.0	20.5 ± 1.0	22.5 ± 1.0	23.35 ± 1.0
H <sub>0</sub>	—			16.0 ± 0.5			
W	18.0 <sup>+1</sup> <sub>-0.5</sub>						
W <sub>0</sub>	6.0 ± 0.3 or 13.0 ± 0.3						
W <sub>1</sub>	9.0 <sup>+0.75</sup> <sub>-0.5</sub>						
W <sub>2</sub>	≤ 0.5						
P <sub>0</sub>	12.7						
P <sub>1</sub>	12.7 ± 1 (pitch between products)						
P <sub>2</sub>	6.35 ± 1.3						
F	2.54 <sup>+0.8</sup> <sub>-0.2</sub>			5.00 <sup>+0.8</sup> <sub>-0.2</sub>			
L	11.0 max						
D <sub>0</sub>	φ4.0 ± 0.2						

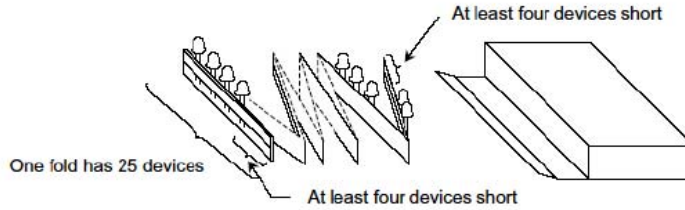
\*: Some devices on the tape may have had their leads cut.

Hence, the lead dimensions given in the technical data sheets may differ from actual lead lengths.

(2) Ammo pack

(a) Folded Tape Method

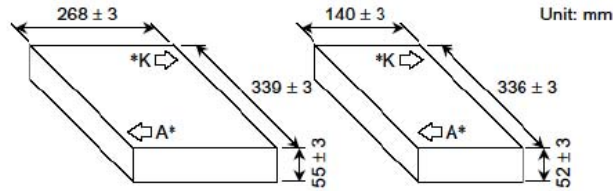
- ① This is a reel of tape alternately folded with 25 devices attached per fold.
- ② The first and last folds have at least four devices less than the usual 25.



(b) Packaging Box Dimensions

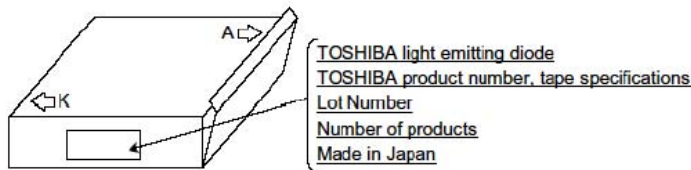
Ⓐ Standard Box

Ⓑ Small Box



- \*: Indicates the first lead.
- A: Anode first
- B: Cathode first

(c) Markings on Shipping Box



(d) Number of Devices Per Box

LED Type	Quantity Per Box
φ3 series	2000 or 4000 pcs
φ5 series	1000 or 2000 pcs

(e) Name of Ammo Taped Product

TOSHIBA product number + (TP□□)

- Suffix indicating tape type
- Letter indicating lead format
- J: Forming lead
- K: Straight lead

## RESTRICTIONS ON PRODUCT USE

- Toshiba Corporation, and its subsidiaries and affiliates (collectively "TOSHIBA"), reserve the right to make changes to the information in this document, and related hardware, software and systems (collectively "Product") without notice.
- This document and any information herein may not be reproduced without prior written permission from TOSHIBA. Even with TOSHIBA's written permission, reproduction is permissible only if reproduction is without alteration/omission.
- Though TOSHIBA works continually to improve Product's quality and reliability, Product can malfunction or fail. Customers are responsible for complying with safety standards and for providing adequate designs and safeguards for their hardware, software and systems which minimize risk and avoid situations in which a malfunction or failure of Product could cause loss of human life, bodily injury or damage to property, including data loss or corruption. Before customers use the Product, create designs including the Product, or incorporate the Product into their own applications, customers must also refer to and comply with (a) the latest versions of all relevant TOSHIBA information, including without limitation, this document, the specifications, the data sheets and application notes for Product and the precautions and conditions set forth in the "TOSHIBA Semiconductor Reliability Handbook" and (b) the instructions for the application with which the Product will be used with or for. Customers are solely responsible for all aspects of their own product design or applications, including but not limited to (a) determining the appropriateness of the use of this Product in such design or applications; (b) evaluating and determining the applicability of any information contained in this document, or in charts, diagrams, programs, algorithms, sample application circuits, or any other referenced documents; and (c) validating all operating parameters for such designs and applications.  
**TOSHIBA ASSUMES NO LIABILITY FOR CUSTOMERS' PRODUCT DESIGN OR APPLICATIONS.**
- Product is intended for use in general electronics applications (e.g., computers, personal equipment, office equipment, measuring equipment, industrial robots and home electronics appliances) or for specific applications as expressly stated in this document. Product is neither intended nor warranted for use in equipment or systems that require extraordinarily high levels of quality and/or reliability and/or a malfunction or failure of which may cause loss of human life, bodily injury, serious property damage or serious public impact ("Unintended Use"). Unintended Use includes, without limitation, equipment used in nuclear facilities, equipment used in the aerospace industry, medical equipment, equipment used for automobiles, trains, ships and other transportation, traffic signaling equipment, equipment used to control combustions or explosions, safety devices, elevators and escalators, devices related to electric power, and equipment used in finance-related fields. Do not use Product for Unintended Use unless specifically permitted in this document.
- Do not disassemble, analyze, reverse-engineer, alter, modify, translate or copy Product, whether in whole or in part.
- Product shall not be used for or incorporated into any products or systems whose manufacture, use, or sale is prohibited under any applicable laws or regulations.
- The information contained herein is presented only as guidance for Product use. No responsibility is assumed by TOSHIBA for any infringement of patents or any other intellectual property rights of third parties that may result from the use of Product. No license to any intellectual property right is granted by this document, whether express or implied, by estoppel or otherwise.
- **ABSENT A WRITTEN SIGNED AGREEMENT, EXCEPT AS PROVIDED IN THE RELEVANT TERMS AND CONDITIONS OF SALE FOR PRODUCT, AND TO THE MAXIMUM EXTENT ALLOWABLE BY LAW, TOSHIBA (1) ASSUMES NO LIABILITY WHATSOEVER, INCLUDING WITHOUT LIMITATION, INDIRECT, CONSEQUENTIAL, SPECIAL, OR INCIDENTAL DAMAGES OR LOSS, INCLUDING WITHOUT LIMITATION, LOSS OF PROFITS, LOSS OF OPPORTUNITIES, BUSINESS INTERRUPTION AND LOSS OF DATA, AND (2) DISCLAIMS ANY AND ALL EXPRESS OR IMPLIED WARRANTIES AND CONDITIONS RELATED TO SALE, USE OF PRODUCT, OR INFORMATION, INCLUDING WARRANTIES OR CONDITIONS OF MERCHANTABILITY, FITNESS FOR A PARTICULAR PURPOSE, ACCURACY OF INFORMATION, OR NONINFRINGEMENT.**
- Product may include products using GaAs (Gallium Arsenide). GaAs is harmful to humans if consumed or absorbed, whether in the form of dust or vapor. Handle with care and do not break, cut, crush, grind, dissolve chemically or otherwise expose GaAs in Product.
- Do not use or otherwise make available Product or related software or technology for any military purposes, including without limitation, for the design, development, use, stockpiling or manufacturing of nuclear, chemical, or biological weapons or missile technology products (mass destruction weapons). Product and related software and technology may be controlled under the Japanese Foreign Exchange and Foreign Trade Law and the U.S. Export Administration Regulations. Export and re-export of Product or related software or technology are strictly prohibited except in compliance with all applicable export laws and regulations.
- Please contact your TOSHIBA sales representative for details as to environmental matters such as the RoHS compatibility of Product. Please use Product in compliance with all applicable laws and regulations that regulate the inclusion or use of controlled substances, including without limitation, the EU RoHS Directive. TOSHIBA assumes no liability for damages or losses occurring as a result of noncompliance with applicable laws and regulations.