

High Frequency Ceramic Solutions

Preliminary

2.45 GHz Matched Balun / LPF: Optimized for TI Chipset CC2530 and 2531

P/N 2450BM15A0002

Detail Specification: 12/01/2009

Page 1 of 2

General Specifications

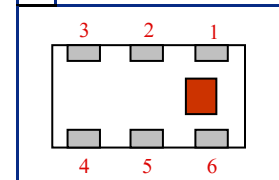
Part Number	2450BM15A0002
Frequency (MHz)	2400 - 2500
Unbalanced Impedance	50 Ω
Balanced Impedance	Conjugate match to TI 2530 and 2531 Chipsets
Insertion Loss	1.5 dB max.
Differential Mode Attenuation (dB)	15 min.@ 4800~5000MHz
	20 min.@ 7200~7500MHz

Return Loss	10.0 dB min.
Phase Difference	180° \pm 15
Input Power	2W max.
Reel Quantity	4,000
Operating Temperature	-40 to +85°C
Storage Temperature Range	+5 ~ +35 °C, Humidity 45~75%RH, 12 mos. max

P/N Suffix	Packaging Style	Bulk	Suffix = S	Eg. 2450BM15A0002S
		T & R	Suffix = E	Eg. 2450BM15A0002E
	Termination Style	100% Tin	Suffix = None	Eg. 2450BM15A0002(E or S)
		Tin / Lead	Please consult Factory	

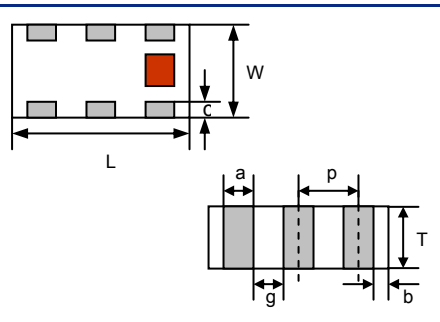
Terminal Configuration

No.	Function
1	Unbalanced Port
2	GND
3	Balanced Port
4	Balanced Port
5	GND
6	GND



Mechanical Dimensions




	In	mm
L	0.079 \pm 0.004	2.00 \pm 0.10
W	0.049 \pm 0.004	1.25 \pm 0.10
T	0.028 \pm 0.004	0.70 \pm 0.10
a	0.012 \pm 0.004	0.30 \pm 0.10
b	0.008 \pm 0.004	0.20 \pm 0.10
c	0.012 +.004/-0.008	0.30 +0.1/-0.2
g	0.014 \pm 0.004	0.35 \pm 0.10
p	0.026 \pm 0.002	0.65 \pm 0.05

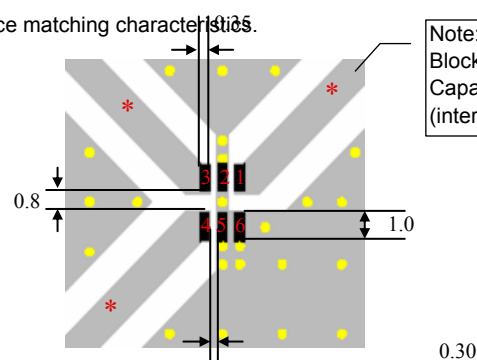


Mounting Considerations

Mount these devices with brown mark facing up. Units: mm

* Line width should be designed to provide 50 Ω impedance matching characteristic.

-  Solder Resist
-  Land
-  Through-hole (ϕ 0.3)



Johanson Technology, Inc. reserves the right to make design changes without notice.
All sales are subject to Johanson Technology, Inc. terms and conditions.



www.johansontechnology.com

4001 Calle Tecate • Camarillo, CA 93012 • TEL 805.389.1166 FAX 805.389.1821

2009 Johanson Technology, Inc. All Rights Reserved

High Frequency Ceramic Solutions

Preliminary

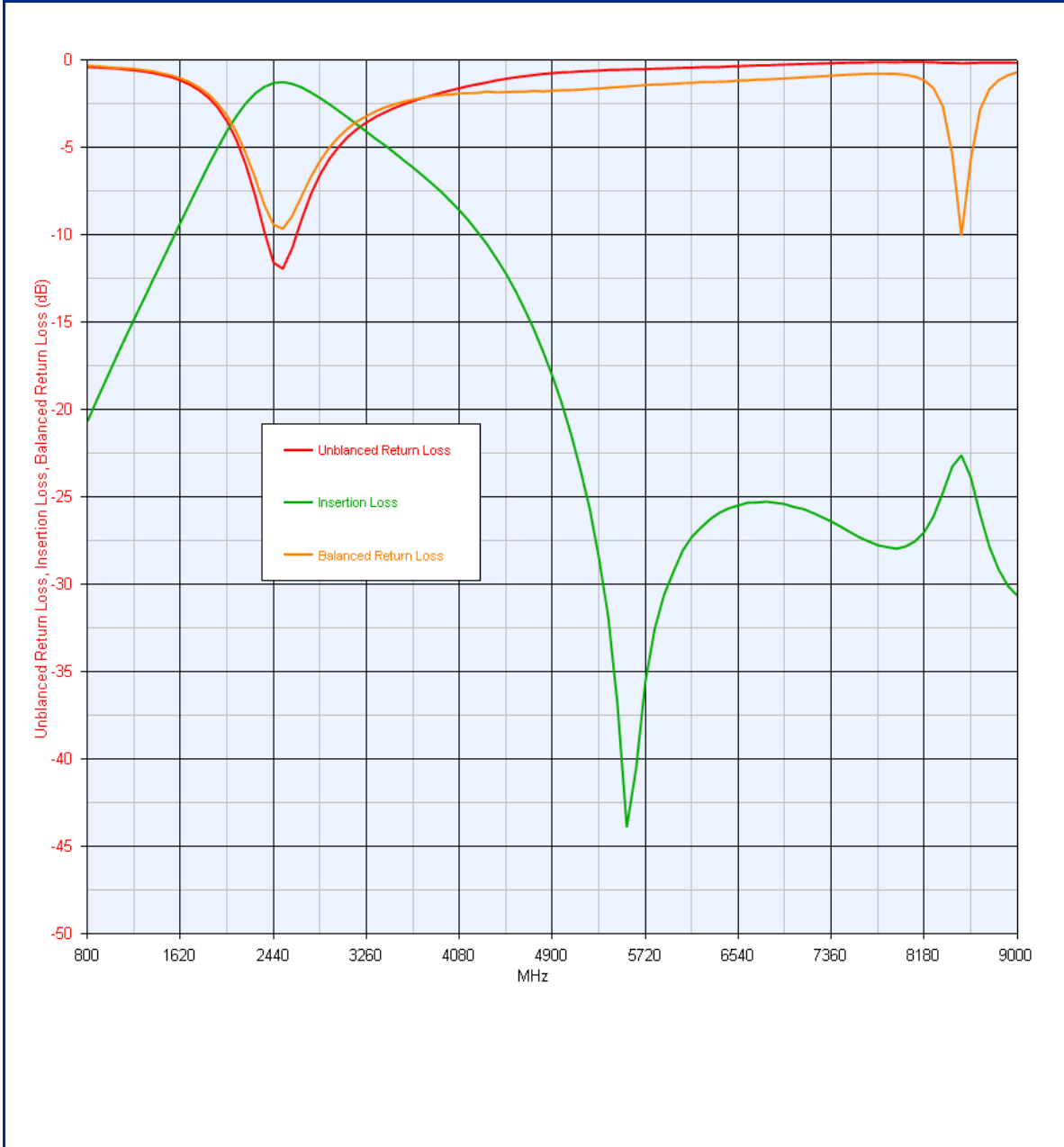
2.45 GHz Matched Balun / LPF: Optimized for TI Chipset CC2530 and 2531

P/N 2450BM15A0002

Detail Specification: 12/01/2009

Page 2 of 2

Typical Electrical Performance (T=25°C)



Johanson Technology, Inc. reserves the right to make design changes without notice.
All sales are subject to Johanson Technology, Inc. terms and conditions.



www.johansontechnology.com

4001 Calle Tecate • Camarillo, CA 93012 • TEL 805.389.1166 FAX 805.389.1821

2009 Johanson Technology, Inc. All Rights Reserved