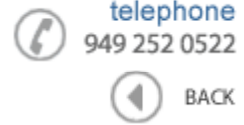




Data Sheet



Product Category: IF SAW Filter

Part Number	Package	Application	Last Modified
820-IF63.0M-B	20.2 x 12.6 Thru Hole	Base Station & Repeater	Jan. 01, 2007

TYPE :

63.0 MHz Bandpass Filter

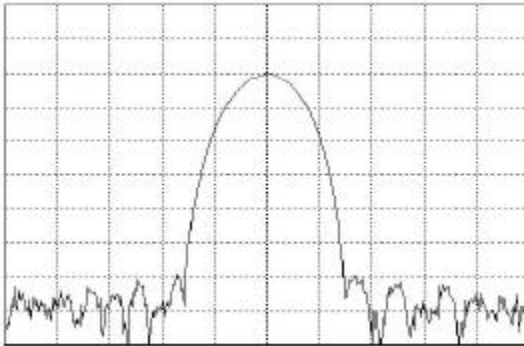
400 kHz Bandwidth

PART NUMBER :

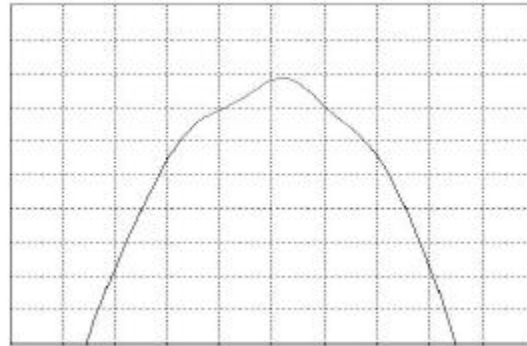
820-IF63.0M-B



FREQUENCY CHARACTERISTICS



Horizontal : 500 kHz/Div
Vertical : 10 dB/Div



Horizontal : 100 kHz/Div
Vertical : 1 dB/Div

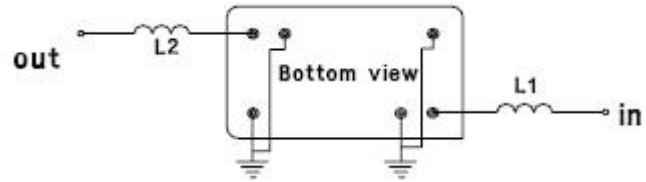
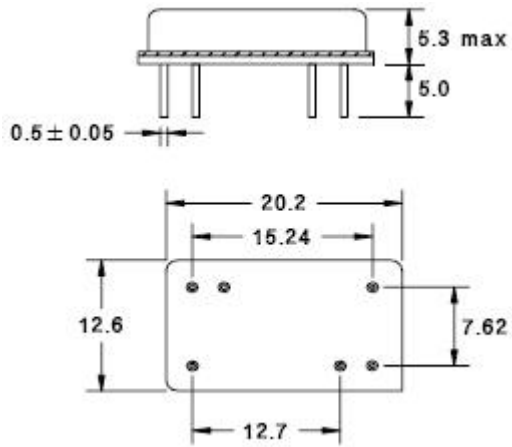
OPERATING CONDITIONS / ELECTRICAL CHARACTERISTICS

PARAMETERS	Minimum	Typical	Maximum	Units
Center Frequency (Fo)	-	63.0	-	MHz
Insertion Loss at Fo	-	14.2	15.0	dB
3dB Bandwidth	Fo +/-200	Fo +/-225	-	kHz
55dB Bandwidth	-	Fo +/-750	Fo +/-800	kHz
Passband Ripple at Fo +/-100kHz	-	1.0	2.0	dB
Spurious Attenuation	55	57	-	dB
Operating Temperature Range	-55	-	+85	°C
Ultimate Attenuation	60	65	-	dB
Substrate Material	-	Quartz	-	-
Storage Temperature Range	-55	-	+85	°C

* Custom SAW IF Filters available. Contact Oscilent for assistance.

PACKAGE OUTLINE (mm)

TEST FIXTURE



L1 = 270nH

L2 = 270nH

PKG Ground for best Spurious Levels

Source/Load Impedance = 50 ohms

Oscilent Corporation - CALL **949.252.0522**

Part No.: 820-IF63.0M-B

18195 East McDurrnott Street , Building D , Irvine , CA 92614 , USA
 Fax: 949.252.0599 , E-Mail: Sales@Oscilent.com