

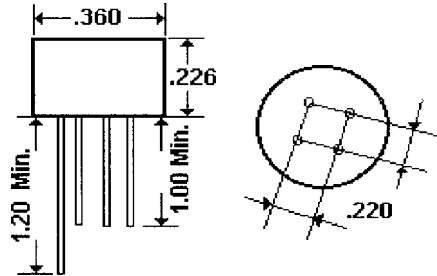
1.5 Amp GLASS PASSIVATED SINGLE PHASE SILICON BRIDGE

W005G . . . 10G Series

Description



Mechanical Dimensions



Mechanical Data: Mounting Position - Any.
Weight - 1.1 Grams.

Features

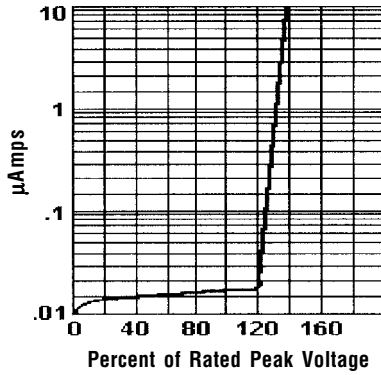
- **COMPACT SIZE**
- **200 AMP SURGE OVERLOAD RATING**
- **LOW LEAKAGE CURRENT**
- **MEETS UL SPECIFICATION 94V-0**

Electrical Characteristics @ 25°C.	W005G . . . 10G Series							Units
Maximum Ratings	W005G	W01G	W02G	W04G	W06G	W08G	W10G	
Peak Repetitive Reverse Voltage... V_{RRM}	50	100	200	400	600	800	1000	Volts
RMS Reverse Voltage... $V_{R(rms)}$	35	70	140	280	420	560	700	Volts
DC Blocking Voltage... V_{DC}	50	100	200	400	600	800	1000	Volts
Average Forward Rectified Current... $I_{F(av)}$ $T_A = 25^\circ C$			1.5			Amps
Non-Repetitive Peak Forward Surge Current... I_{FSM} 8.3 ms Single ½ Sine Wave Imposed on Rated Load			50			Amps
Forward Voltage... V_F Bridge Element @ 1.0 Amp			1.0			Volts
DC Reverse Current... I_R @ Rated DC Blocking Voltage			10			μAmps mAmps
			1.0			
Operating & Storage Temperature Range... T_J, T_{STRG}			-55 to 125			°C

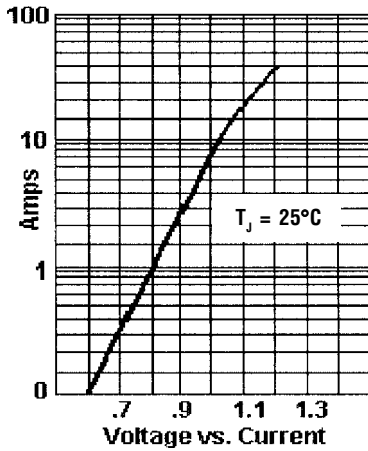
1.5 Amp GLASS PASSIVATED SINGLE PHASE SILICON BRIDGE

W005G . . . 10G Series

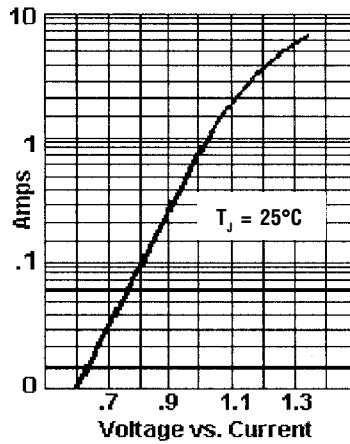
Typical Reverse Characteristics



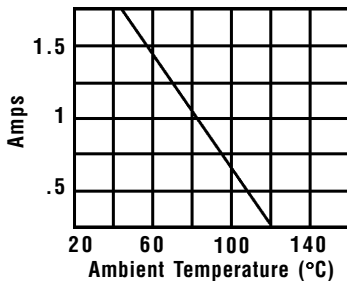
Instantaneous Typical Forward Characteristics



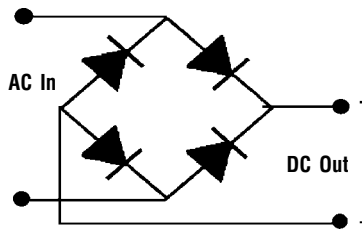
Instantaneous Typical Forward Characteristics Per Element



Forward Current Derating Curve



Electrical Description



Ratings at 25 Deg. C ambient temperature unless otherwise specified.

Single Phase Half Wave, 60 HZ Resistive or Inductive Load.

For Capacitive Load, Derate Current by 20%.