

UGRA18D

Ultra fast Plastic Power Rectifiers

VOLTAGE: 200V

CURRENT:18.0A



FEATURE

- Plastic package has Underwriters Laboratories Flammability Classification 94V-0
- Ideally suited for use in very high frequency switching power supplies, inverters and as free wheeling diodes
- Ultra fast recovery time for high efficiency
- Excellent high temperature switching
- Glass passivated junction
- High voltage and high reliability
- High speed switching
- Low forward voltage

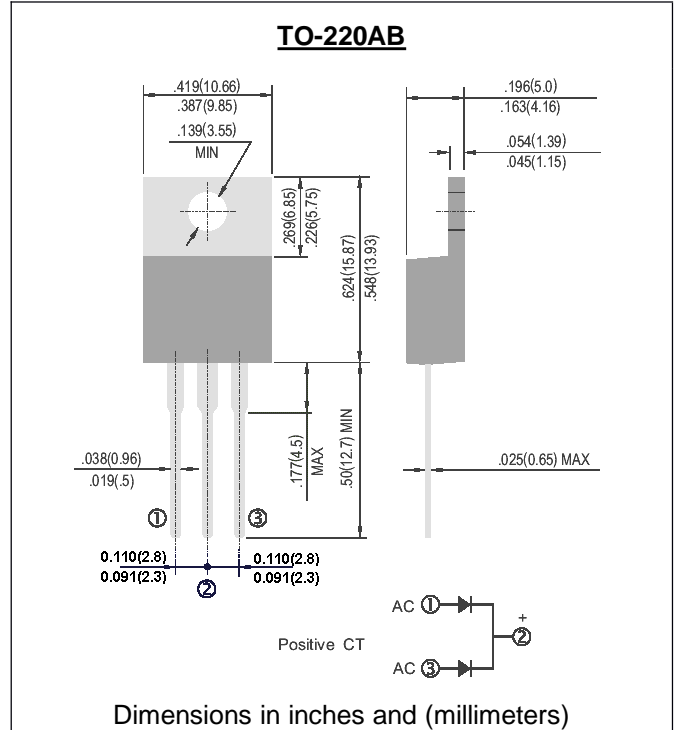
MECHANICAL DATA

Case: JEDEC TO-220 molded plastic body over passivated chip

Terminals: Plated axial leads, solderable per MIL-STD-750, Method 2026

Polarity: Color band denotes cathode end

Mounting Position: Any



MAXIMUM RATINGS AND ELECTRICAL CHARACTERISTICS

(single-phase, half-wave, 60HZ, resistive or inductive load rating at 25°C, unless otherwise stated)

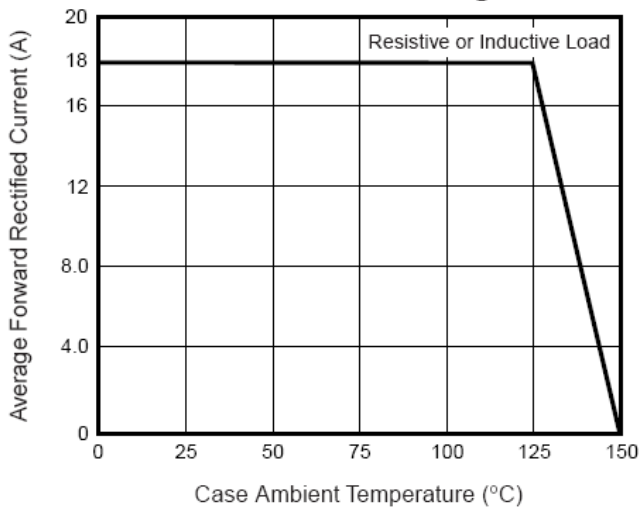
	SYMBOL	UGRA18D	units
Maximum Recurrent Peak Reverse Voltage	V _{rrm}	200	V
Maximum RMS Voltage	V _{rms}	140	V
Maximum DC blocking Voltage	V _{dc}	200	V
Maximum Average Forward Rectified at T _c =125°C	I _{f(av)}	18.0	A
Peak Forward Surge Current 8.3ms single half sine-wave superimposed on rated load	I _{fsm}	150	A
Maximum Instantaneous Forward Voltage per leg at 25°C and 9A	V _f	1.15	V
Maximum Reverse Recovery Time (Note 1)	T _{rr}	25	nS
Maximum DC Reverse Current Ta =25°C at rated DC blocking voltage Ta =100°C	I _r	10 600	μA
Typical thermal resistance junction to case	R _{th(jc)}	1.6	°C/W
Storage and Operating Temperature Range	T _{stg} , T _j	-55 to +150	°C

Note:

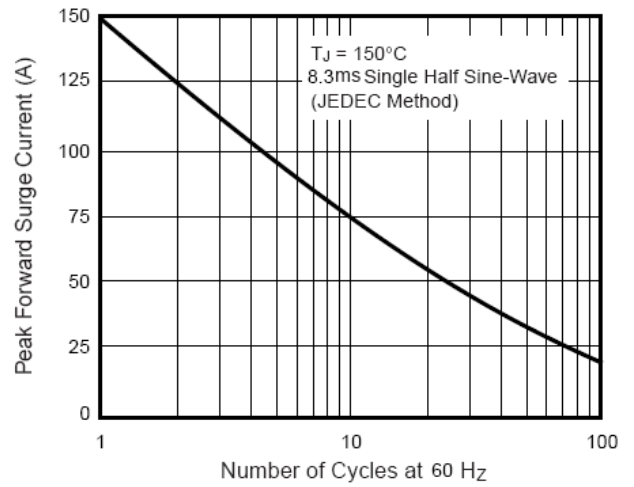
Reverse Recovery Condition I_f =0.5A, I_r =1.0A, I_{rr} =0.25A

RATINGS AND CHARACTERISTIC CURVES UGRA18D

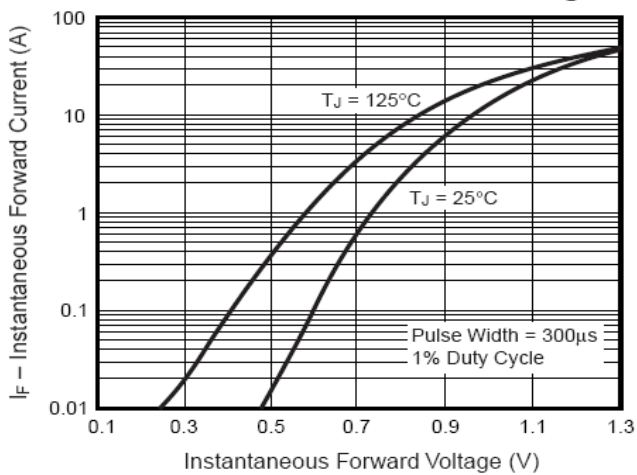
Forward Current Derating Curve



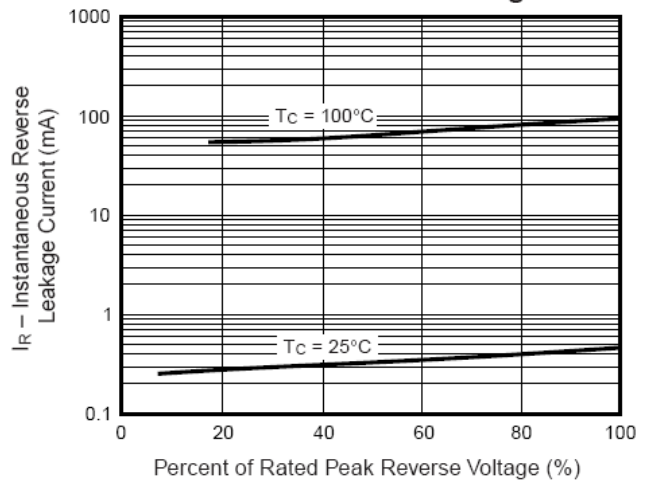
Maximum Non-Repetitive Peak Forward Surge Current Per Leg



Typical Instantaneous Forward Characteristics Per Leg



Typical Reverse Leakage Characteristics Per Leg



Typical Junction Capacitance Per Leg

