



Features


- ◇ For IF SAW filter
- ◇ High attenuation
- ◇ Single-ended operation
- ◇ Ceramic Surface Mount Package
- ◇ Small size
- ◇ No matching required for operation at 50Ω
- ◇ RoHS compliant (2002/95/EC), Pb-free

Specifications

Parameter	Unit	Minimum	Typical	Maximum
Center Frequency	MHz	69.92	70	70.08
Insertion Loss	dB	-	22.2	23
1 dB Bandwidth	MHz	1.9	2.23	-
3 dB Bandwidth	MHz	2.8	3.05	-
30 dB Bandwidth	MHz	-	5.78	6
40 dB Bandwidth	MHz	-	6.16	-
Passband Variation	dB	-	0.1	0.8
Group Delay Variation($f_0 \pm 1.4\text{MHz}$)	nsec	-	23	100
Absolute Delay	usec	-	1.36	-
Ultimate Rejection	dB	40	45	-
Material Temperature coefficient	KHz/°C	-1.26		
Substrate Material	-	112LT		
Ambient Temperature	°C	25		
Operating Temperature Range	°C	-40	-	+85
Storage Temperature Range	°C	-45	-	+105
DC Voltage	V	0		
Input Power	dBm	-	-	10
ESD Class	-	1		
Package Size	SMD13.3*6.5A			

Notes:

1. All specifications are based on the test circuit shown;
2. In production, all specifications are measured by Agilent Network analyzer and full 2 port calibration at room temperature;
3. Electrical margin has been built into the design to account for the variations due to temperature drift and manufacturing tolerances;
4. This is the optimum impedance in order to achieve the performance show.

	SIPAT Co., Ltd. (CETC No.26 Research Institute) #14 Nanping Huayuan Road, Chongqing, China, 400060	Part Number	LBT70A46	
		Rev. Date	2007-10-09	
		Ver.	1.0	Page 1/3

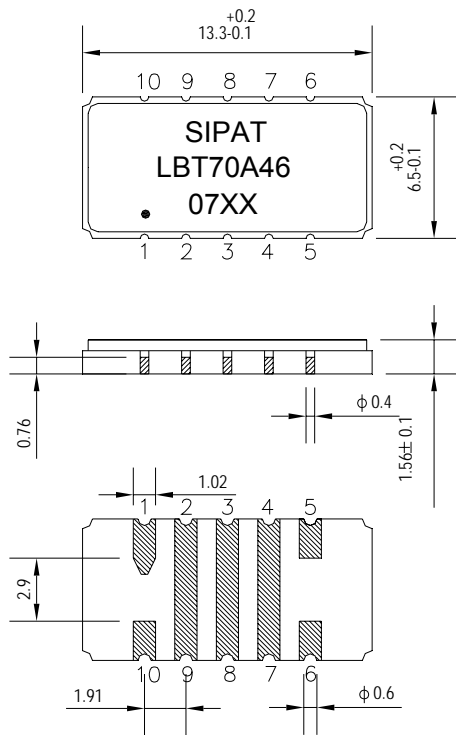
Matching Configuration



Source/Load Impedance=50 ohm

Notes - Component values may change depending on board layout.

Package Dimension



Pad Configuration:

Input 10
Output 5
Ground All Others

Marking Configuration:

- 1) •: Pad Number 1 Index
- 2) SIPAT: Manufacturer Name
- 3) LBT70A46: Part Number
- 4) 07XX: Date Code

Package: SMD13.3*6.5A

Unit: mm



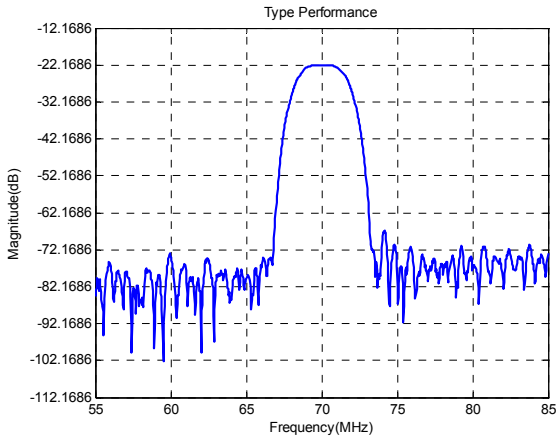
SIPAT Co., Ltd.
(CETC No.26 Research Institute)
#14 Nanping Huayuan Road,
Chongqing, China, 400060

Part Number	LBT70A46	
Rev. Date	2007-10-09	
Ver.	1.0	Page 2/3



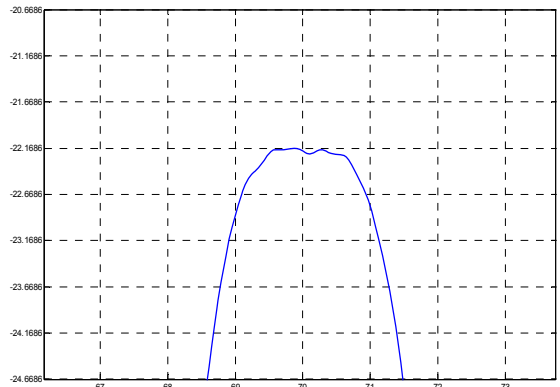
Typical Performance

Frequency Respond



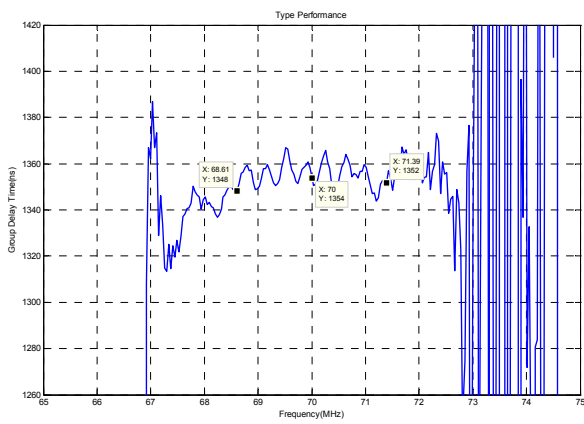
Horizontal: 5MHz/Div Vertical: 10dB/Div

Passband Respond



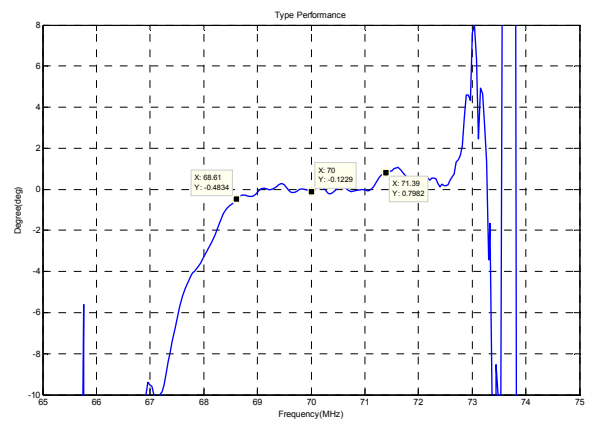
Horizontal: 1MHz/Div Vertical: 0.5dB/Div

Group Delay Variation($f_0 \pm 1.4\text{MHz}$)



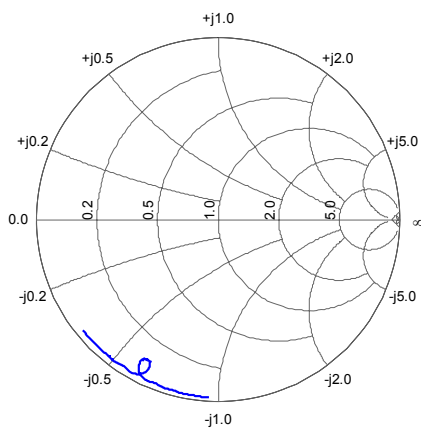
Horizontal: 1MHz/Div Vertical: 20ns/Div

Phase Linearity($f_0 \pm 1.4\text{MHz}$)

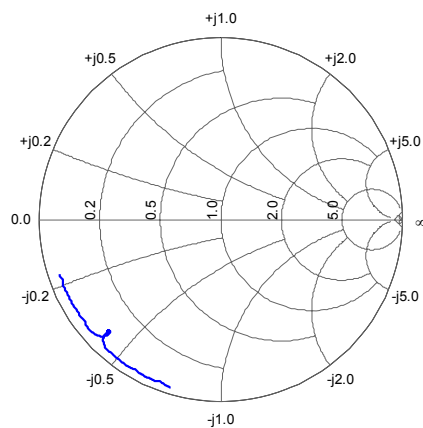


Horizontal: 1MHz/Div Vertical: 2deg/Div

Smith Chart S11



Smith Chart S22



SIPAT Co., Ltd.
(CETC No.26 Research Institute)
#14 Nanping Huayuan Road,
Chongqing, China, 400060

Part Number	LBT70A46	
Rev. Date	2007-10-09	
Ver.	1.0	Page 3/3