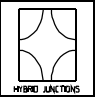


PDMX-20 Series 0°/180° POWER DIVIDERS/COMBINERS

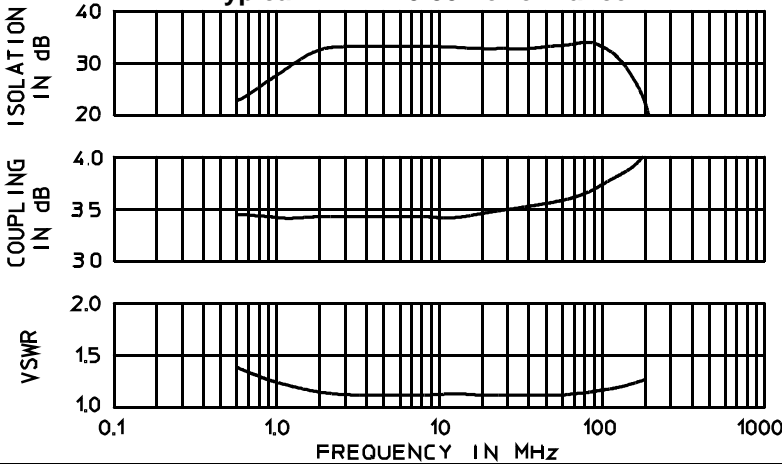
1 to 500 MHz / High Output Port Isolation / Low Insertion Loss / SMA Connectorized Package



PRINCIPAL SPECIFICATIONS

Model Number	Frequency Range, MHz	Insertion Loss, dB, Max.	Isolation, dB, Min.	Amplitude Balance, dB, Max.	Phase Balance, Max.	VSWR, Max.
PDMX-20-50	1 - 100	1.0	25	0.3	± 3°	1.3:1
PDMX-20-300	100 - 500	1.2	25	0.5	± 4°	1.4:1

Typical PDMX-20-50 Performance



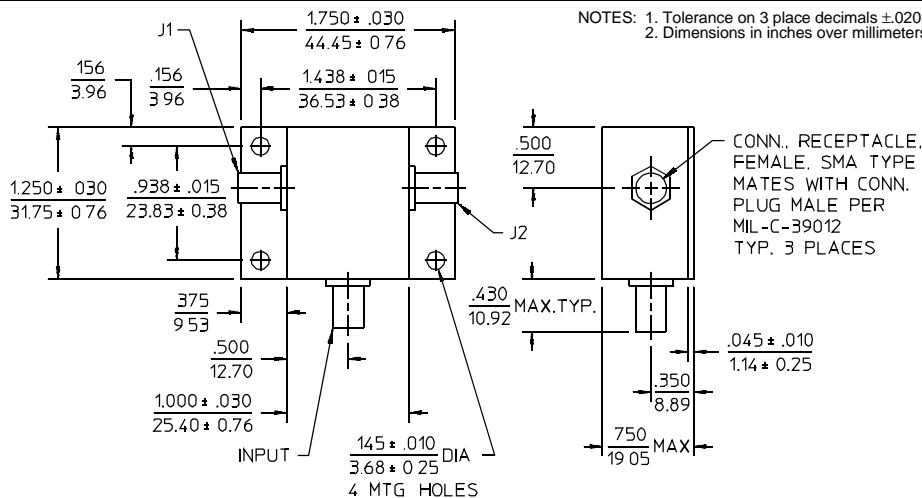
GENERAL SPECIFICATIONS

Coupling: - 3 dB nom.
 Impedance: 50 Ω nom.
 CW Input: 5 Watts max.
 Operating Temperature: - 55° to +85°C

General Notes:

1. The PDMX-20 series covers 1 to 500 MHz using lumped element circuits with an internally terminated (H Arm) hybrid junction yielding a three port, two-way, out-of-phase, power divider.
2. These units comply with MIL-P-23971 and can be supplied screened for compliance with additional specifications you designate for military and aerospace applications requiring the highest reliability.

Package Outline



NOTES: 1. Tolerance on 3 place decimals ±.020(.51) except as noted.
 2. Dimensions in inches over millimeters.

CONN. RECEPTACLE, FEMALE, SMA TYPE MATES WITH CONN. PLUG MALE PER MIL-C-39012 TYP. 3 PLACES

24May96