

## Applications

- Portable equipment battery applications
- SMPS applications

## Features

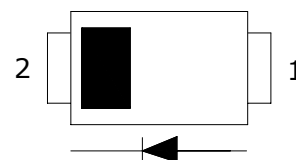
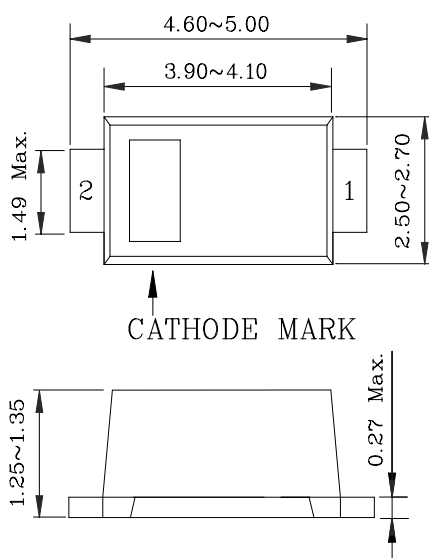
- Low switching loss
- High reliability
- Low forward voltage:  $V_F=0.65V$  Max. @  $I_F=3A$
- Low reverse current:  $I_R=500 \mu A$  Max. @  $V_R=60V$

## Ordering Information

Type No.	Marking	Package Code
SDB360	3A60	SOD-106

## Outline Dimensions

unit : mm



### PIN Connections

1. Anode
2. Cathode

## Absolute Maximum Ratings

(Ta=25°C)

Characteristic	Symbol	Rating	Unit
Peak reverse voltage	$V_{RM}$	60	V
Reverse voltage	$V_R$	60	V
Forward current	$I_F$	3.0	A
Peak surge forward current (Non-repetitive 60Hz sine wave)	$I_{FSM}$	30	A
Junction temperature	$T_J$	150	°C
Storage temperature range	$T_{stg}$	-55~150	°C

## Electrical Characteristics

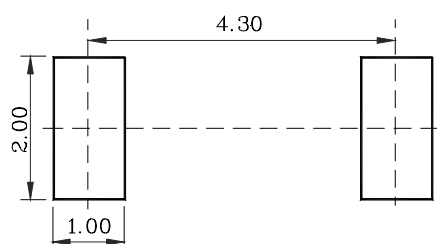
(Ta=25°C)

Characteristic	Symbol	Test Condition	Min.	Typ.	Max.	Unit
Forward voltage	$V_F$ <sup>1)</sup>	$I_F=3A$	-	-	0.65	V
Reverse current	$I_R$	$V_R=60V$	-	-	500	μA
Total capacitance	$C_T$	$V_R=10V, f=1MHz$	-	100	-	pF
Thermal resistance	$R_{th}$	Junction to ambient <sup>2)</sup>	-	-	76	°C/W

1) Pulse test :  $t_p \leq 380 \mu s$ , Duty cycle  $\leq 2\%$ 

2) Device mounted on glass epoxy PCB (recommanderable minimum solder land)

## ※ Recommend PCB solder land [Unit : mm]



## Electrical Characteristic Curves

Fig. 1  $I_F - V_F$

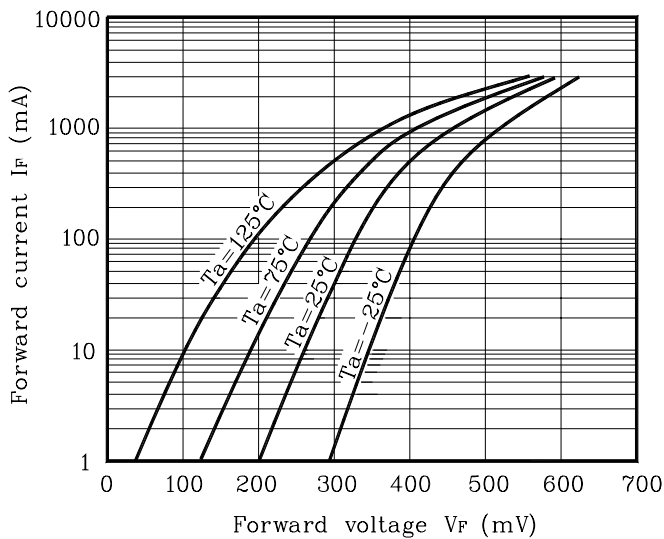


Fig. 2  $I_R - V_R$

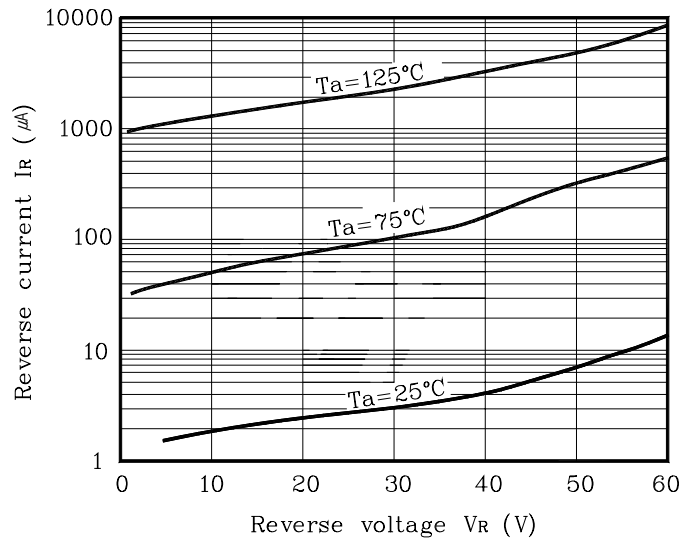
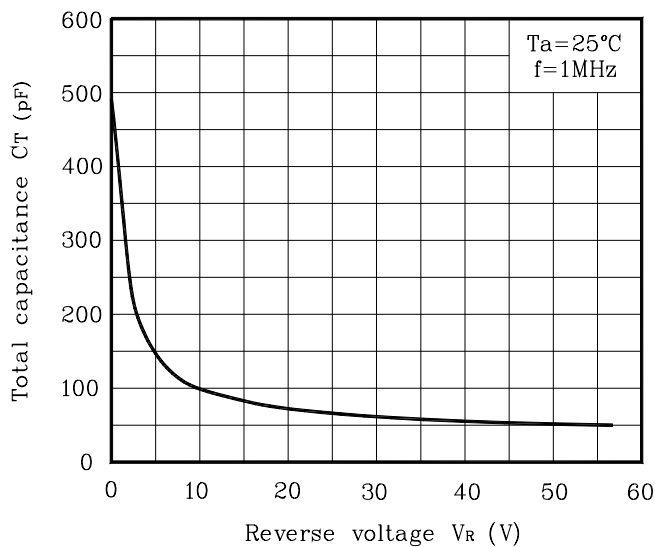


Fig. 3  $C_T - V_R$



The AUK Corp. products are intended for the use as components in general electronic equipment (Office and communication equipment, measuring equipment, home appliance, etc.).

Please make sure that you consult with us before you use these AUK Corp. products in equipments which require high quality and / or reliability, and in equipments which could have major impact to the welfare of human life (atomic energy control, airplane, spaceship, transportation, combustion control, all types of safety device, etc.). AUK Corp. cannot accept liability to any damage which may occur in case these AUK Corp. products were used in the mentioned equipments without prior consultation with AUK Corp..

Specifications mentioned in this publication are subject to change without notice.