


MSD0808



Electrical Characteristics (UL/CSA STD 248-14)

| Testing current | Blow Time | |
|-----------------|-----------|---------|
| | Minimum | Maximum |
| 100% | 4 Hrs. | N/A |
| 200% | N/A | 30 Sec |

Approvals



| Safety Agency Approvals | Amp range / Volt @ I.R. ability |
|--|--------------------------------------|
| Recognized File No. E20624 Certified File No. LR39772 | 250mA - 7A / 125V @ 50A AC ; 300A DC |

RoHS Compliant Product

RoHS Wave Soldering Compatible : (260°C, 10 sec max)

Environmental Specification

Shock Resistance

MIL-STD-202G, Method 213, Condition I
(100 G's peak for 6 milliseconds; Sawtooth Waveform)

Vibration Resistance

10-55 Hz x 3 axis/ no load (MIL-STD-202, Method 201)

Salt Spray Resistance

MIL-STD-202, Method 101, Condition B (48Hrs)

Solderability

MIL-STD-202G, Method 208H

Soldering Heat Resistance

MIL-STD-202F, Method 210E Test Condition C. Top Side
(260°C, 20 sec)

Moisture Resistance

MIL-STD-202F, Method 106

Operating Temperature

-55°C to 125°C

Physical Specification

Materials

Body:
Molded with UL Recognized epoxy component plastic, UL94-V0
LeadWire:
Matte Tin Plated Copper, Diameter 0.032" for all ratings

Marking

On fuse:
"bel", "MS", "Current Rating", "125V" printed in green color

| Catalog Number | Ampere Rating | Typical Cold Resistance (ohm) | Volt-drop @100% I _n (Volt) max. | Melting I ² T < 10 mSec (A ² Sec) | Melting I ² T @10 I _n (A ² Sec) | Maximum Power Dissipation (W) |
|----------------|---------------|-------------------------------|--|---|--|-------------------------------|
| MS 250 | 250mA | 3.20 | 2.20 | 0.047 | 0.042 | 0.80 |
| MS 300 | 300mA | 2.57 | 2.02 | 0.063 | 0.056 | 0.82 |
| MS 375 | 375mA | 1.66 | 1.69 | 0.111 | 0.101 | 0.85 |
| MS 500 | 500mA | 1.07 | 1.42 | 0.20 | 0.18 | 0.88 |
| MS 750 | 750mA | 0.55 | 1.09 | 0.46 | 0.44 | 0.94 |
| MS 1 | 1A | 0.36 | 0.91 | 0.81 | 0.78 | 0.98 |
| MS 1.25 | 1.25A | 0.23 | 0.77 | 1.44 | 1.41 | 1.01 |
| MS 1.5 | 1.5A | 0.18 | 0.70 | 1.9 | 1.9 | 1.03 |
| MS 2 | 2A | 0.12 | 0.59 | 3.4 | 3.4 | 1.08 |
| MS 2.5 | 2.5A | 0.08 | 0.50 | 6.0 | 6.1 | 1.12 |
| MS 3 | 3A | 0.06 | 0.45 | 8.0 | 8.1 | 1.14 |
| MS 3.5 | 3.5A | 0.05 | 0.42 | 10.6 | 10.9 | 1.17 |
| MS 4 | 4A | 0.04 | 0.38 | 14 | 15 | 1.19 |
| MS 5 | 5A | 0.02 | 0.29 | 33 | 35 | 1.26 |
| MS 7 | 7A | 0.01 | 0.25 | 59 | 63 | 1.31 |

Consult manufacturer for other ratings

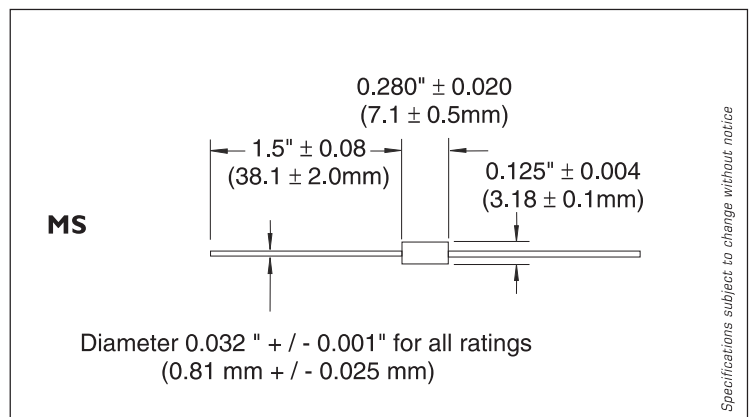
On label:

"bel", "MS", "Current Rating", "Voltage Rating", "Interrupting rating", "Appropriate Safety Logos" and "M", "50" (China RoHS compliant)

Packaging

- In bulk:
1,000 pcs per box
- On Axial Tape & Reel:
2,500 pcs per reel
- Tape & Reel specification:
per EIA-296-E & IEC 286-1 @ 5mm Pitch and 52.4mm inside Tape Spacing

Mechanical Dimensions



ORDERING INFORMATION SEE LAST 2 PAGES

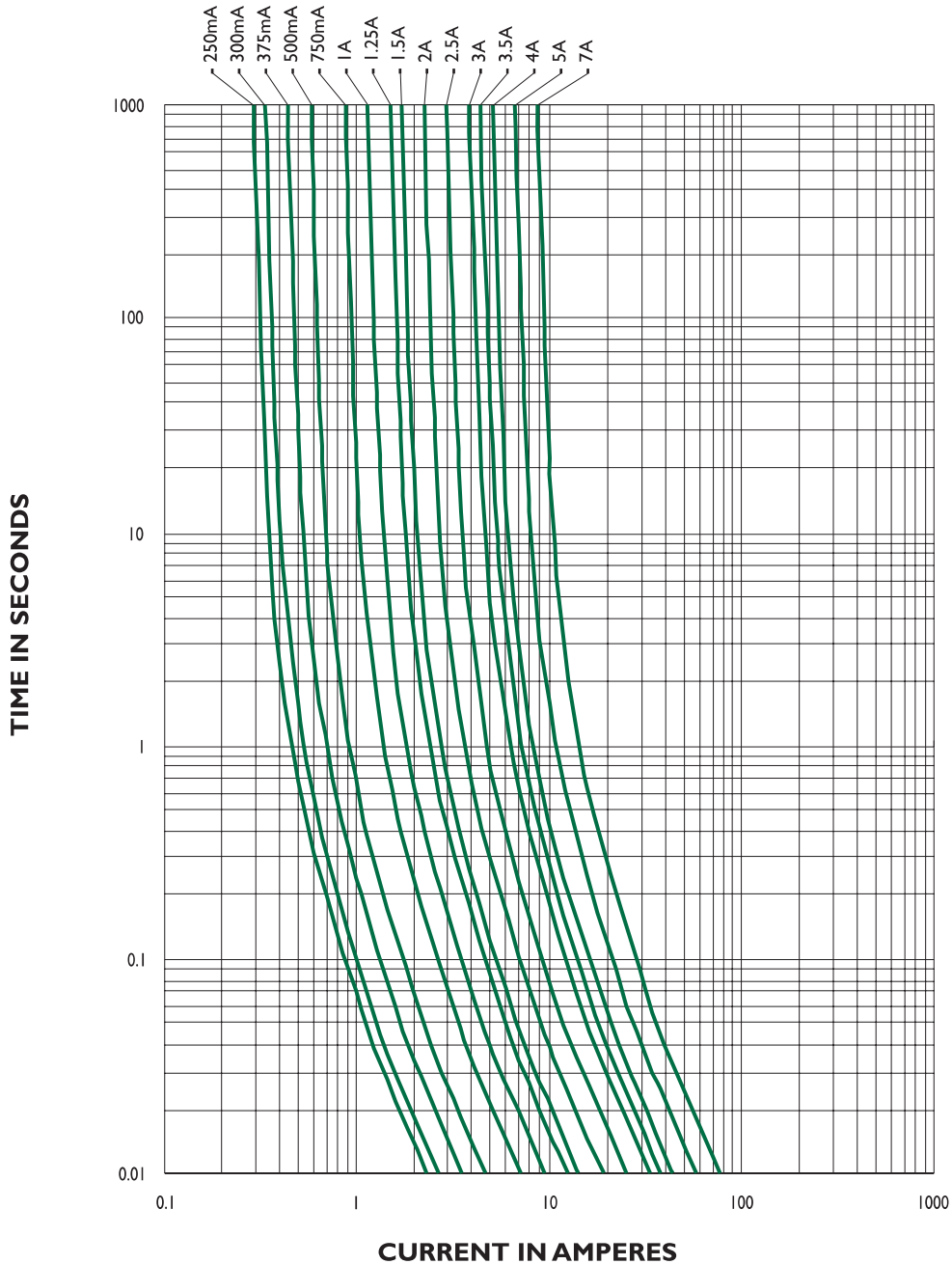
Type MS
Slow Blow Micro Fuse

3 X 7 mm size
 RoHS Compliant



MSC0808

MS - TIME CURRENT CHARACTERISTIC CURVE



Specifications subject to change without notice

NOTE - see important information under "User Guide" on P.08

Corporate Office

Bel Fuse Inc.
 206 Van Vorst Street, Jersey City, NJ 07302
 Tel: 201-432-0463
 Fax: 201-432-9542
 E-Mail: belfuse@belfuse.com
 Website: www.belfuse.com

Far East Office

Bel Fuse Ltd.
 8F/8 Luk Hop Street,
 San Po Kong
 Kowloon, Hong Kong
 Tel: 852-2328-5515
 Fax: 852-2352-3706

European Office

Bel Fuse Europe Ltd.
 Preston Technology Management Centre
 Marsh Lane, Preston PR1 8UG
 Lancashire, U.K
 Tel: 44-1772-556601
 Fax: 44-1772-888366