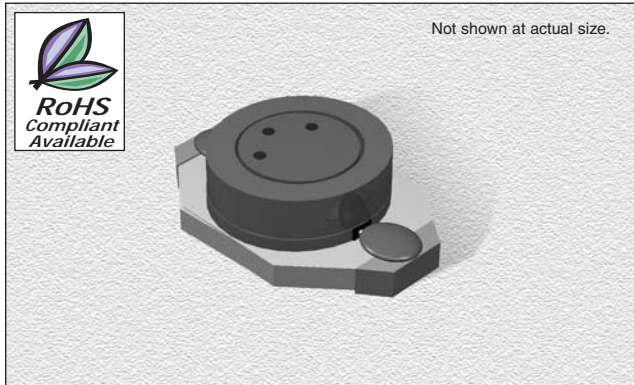


CTDS1608 Series

From 1.0 μH to 10,000 μH



SPECIFICATIONS

Parts are available in $\pm 20\%$ tolerance only.
CTDS1608CE Please specify "F" for RoHS Compliant

Part Number	Inductance ($\mu\text{H} \pm 20\%$)	L Test Freq. (kHz)	Q Fact. Min.	Q Test Freq. (kHz)	DCR Max. (Ω)	IDC Max. (A)	SRF Typ. (MHz)
CTDS1608C_-102	1.0	100	30	200	.040	3.0	250
CTDS1608C_-152	1.5	100	30	200	.045	2.8	125
CTDS1608C_-222	2.2	100	40	200	.050	1.8	120
CTDS1608C_-332	3.3	100	40	200	.055	1.6	120
CTDS1608C_-472	4.7	100	40	200	.060	1.4	105
CTDS1608C_-682	6.8	100	40	200	.065	1.2	50
CTDS1608C_-103	10	100	40	200	.075	1.0	38
CTDS1608C_-153	15	100	40	100	.090	0.8	33
CTDS1608C_-223	22	100	40	100	.110	0.7	25
CTDS1608C_-333	33	100	40	100	.190	0.6	20
CTDS1608C_-473	47	100	40	100	.230	0.5	20
CTDS1608C_-683	68	100	40	100	.290	0.4	15
CTDS1608C_-104	100	100	40	100	.480	0.3	10
CTDS1608C_-154	150	100	40	100	.590	.26	9
CTDS1608C_-224	220	100	40	100	.770	.22	6
CTDS1608C_-334	330	100	40	100	1.4	.20	5
CTDS1608C_-474	470	100	40	100	1.8	.19	4
CTDS1608C_-684	680	100	40	100	2.2	.18	3
CTDS1608C_-105	1000	100	40	100	3.4	.15	2
CTDS1608C_-155	1500	100	50	100	4.2	.12	2
CTDS1608C_-225	2200	100	50	100	8.5	.10	2
CTDS1608C_-335	3300	100	50	100	11.0	.08	1
CTDS1608C_-475	4700	100	50	100	13.9	.06	1
CTDS1608C_-685	6800	100	50	100	25.0	.04	1
CTDS1608C_-825	8200	100	50	100	30.5	.02	1
CTDS1608C_-106	10000	100	50	100	32.8	.02	0.8

CHARACTERISTICS

Description: SMD (shielded) power inductor

Applications: DC/DC converters, computers, LCD displays and telecommunication equipment. Can help achieve significantly longer battery life in hand held communication devices and other portable products

Operating Temperature: -40°C to $+85^{\circ}\text{C}$

Inductance Tolerance: $\pm 20\%$

Testing: Inductance and Q are tested on an HP4285A at 100 kHz

Packaging: Tape & Reel

Marking: Color dots OR Inductance code

Miscellaneous: **RoHS Compliant available.** Magnetically shielded

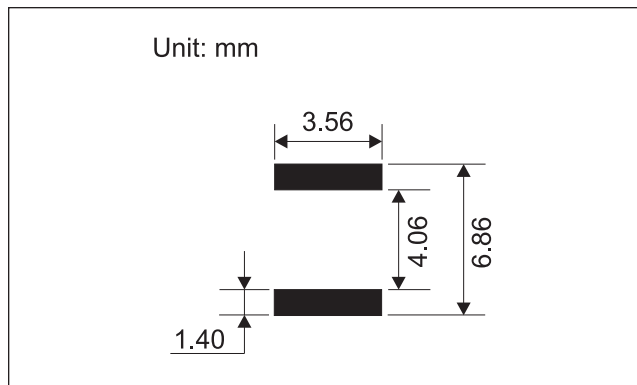
Additional Information: Additional electrical & physical information available upon request

Samples available. See website for ordering information.

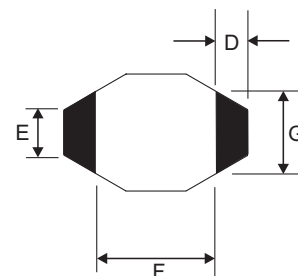
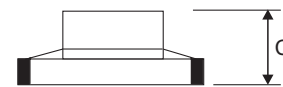
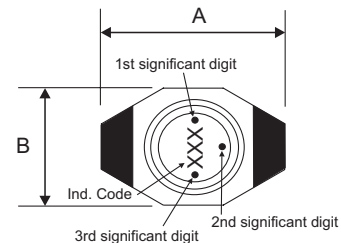
PHYSICAL DIMENSIONS

Size	A Max.	B Max.	C Max.	D	E	F	G
mm	6.6	4.45	2.92	1.02	1.27	4.32	3.05
inches	0.26	0.18	0.12	0.04	0.05	0.17	0.1

PAD LAYOUT



Parts will be marked with Significant Digit Dots OR Inductance Code



01.14.05