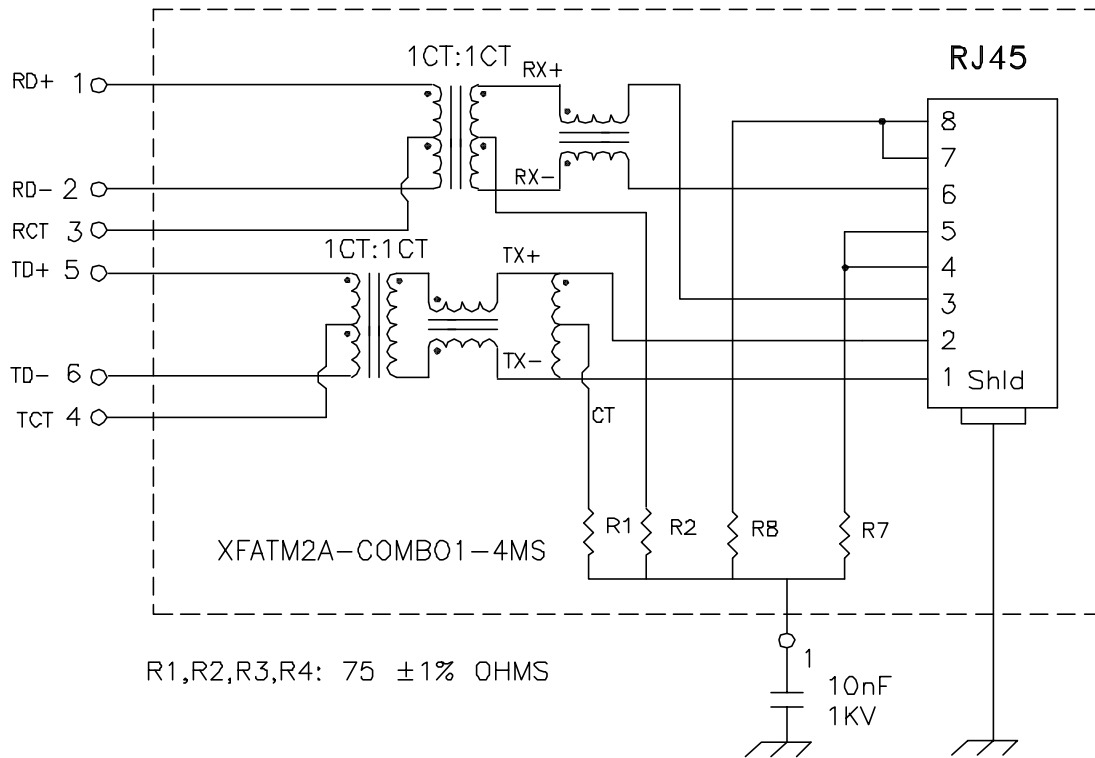


Schematic:



Electrical Specifications: @25°C

Isolation Voltage: 1500 Vrms (INPUT to OUTPUT)
 UTP SIDE OCL: 350uH Min @100KHz 100mV 8mADC
 Rise Time (10-90%): 2.5ns Typical
 Insertion Loss (100KHz-100MHz): -1.1dB Maximum
 Insertion Loss (100MHz-125MHz): -1.5dB Maximum
 Return Loss: -20dB Min. @30MHz
 -15dB Min. @80MHz

Crosstalk:

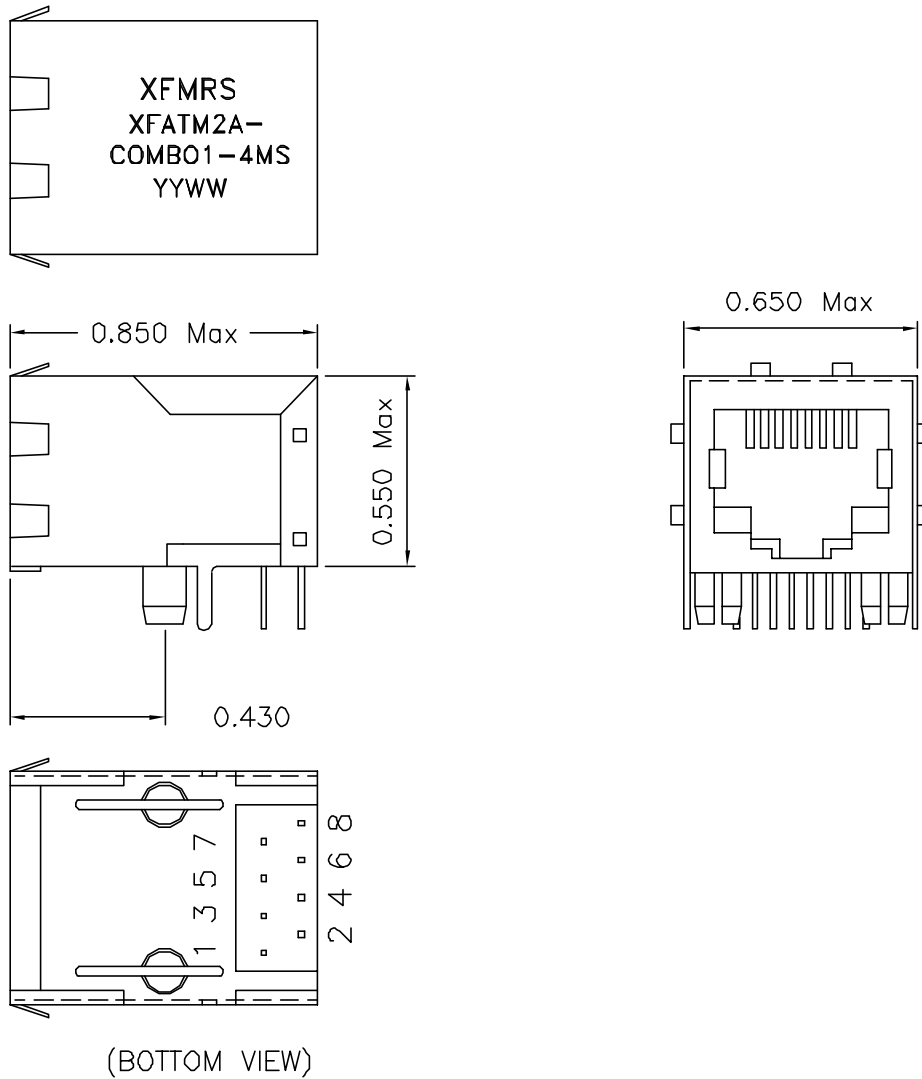
100KHz-60MHz -40dB Typical
 60MHz-100MHz -38dB Typical

Common Mode to Differential Mode Rejection:

100KHz-60MHz -45dB Typ (Tx) / -40dB Typ (Rx)
 60MHz-100MHz -40dB Typ (Tx) / -35dB Typ (Rx)

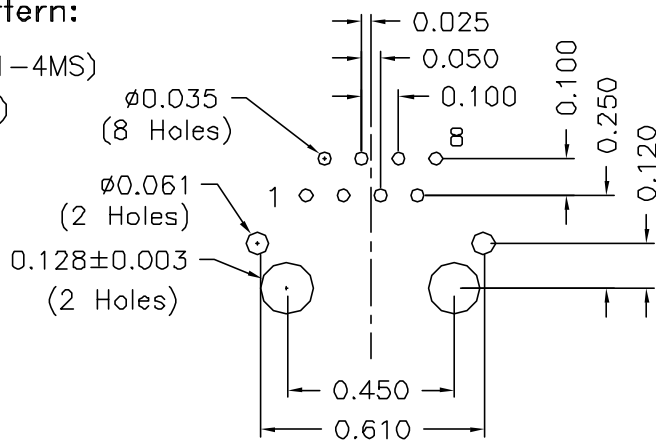
XFMRs Inc. UNLESS OTHERWISE SPECIFIED TOLERANCES: .xxx ±0.010 Dimensions in Inch SHEET 1 OF 1	Title: SINGLE PORT COMBO		
	XFATM2A-COMBO1-4MS		REV. A
	DWN.	Buddy	Dec-13-99
	CHK.	Joe Huff	Dec-13-99
	APP.	AEI	Dec-13-99

Mechanical Dimensions:



Mounting Pattern:

(FOR COMBO1-4MS)
(COMP SIDE)



XFMRs Inc.		Title: Mechanical Dimensions For COMBO1-4S Series	
UNLESS OTHERWISE SPECIFIED TOLERANCES: .xxx ±0.010 Dimensions in Inch	XFATM2A-COMBO1-4MS		REV. A
	DWN.	Buddy Woods	Dec-13-99
	CHK.	Joe Huff	Dec-13-99
	APP.	AEI	Dec-13-99
SHEET 2 OF 2			