

Medium Power Film Capacitors



FFVS (RoHS Compliant)

Low Inductance Range Capacitor for Power Electronics

DC FILTERING



FFVS series is a specific range of DC filtering capacitors designed for use in high frequency, high ripple applications beyond the limits of standard FFVE or FFVI.

Typical applications include DC power supply for induction heating, resonant DC power supply for scanner, X-ray machines, etc.

Due to the sophisticated internal design, stray inductance is extremely low, between 8 and 13nH.

FFVS products are RoHS compliant.

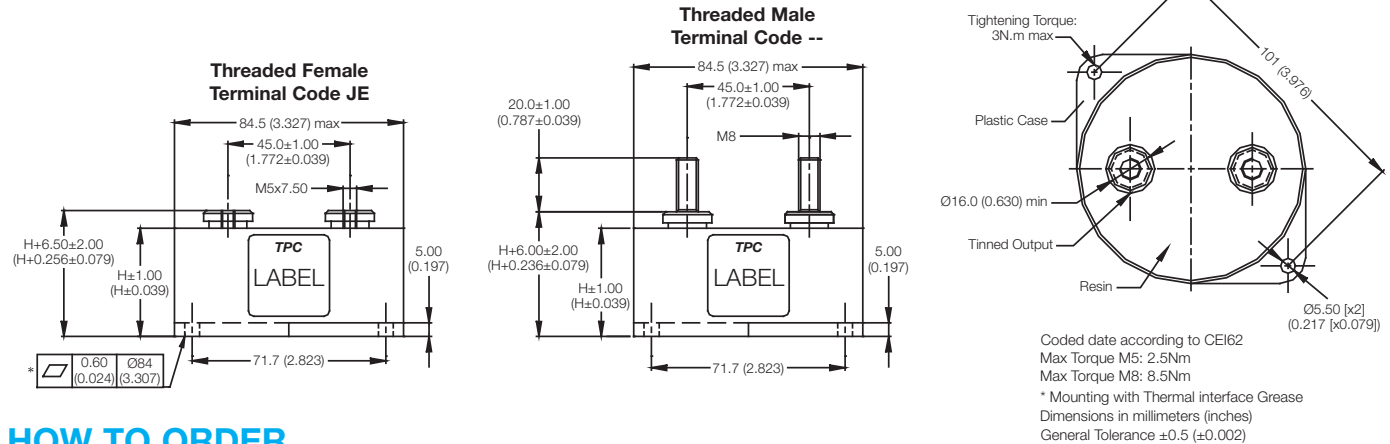
PACKAGING MATERIAL

Self extinguishing plastic case (V0: in accordance with UL 94) filled thermosetting resin.

Self extinguishing thermosetting resin (V0: in accordance with UL 94; I3F1: in accordance with NF F 16-101).

DIMENSIONS

Threaded female terminals version M5 x 7.5mm are also available, To order, the suffix becomes "JE" instead of "--".



HOW TO ORDER

FFVS	6	K	0226	K	--
Series	Dielectric 6 = Polypropylene	Voltage Code K = 600V B = 800V C = 900V L = 1000V U = 1200V N = 1900V	Capacitance Code Capacitance Values with 2 significant digits: 0 + pF code 0226 = 22µF 0147 = 140µF etc.	Capacitance Tolerances K = ±10%	Terminal Code -- = Male Threaded JE = Female Threaded

HOT SPOT CALCULATION

See Hot Spot Temperature, page 3.

$\theta_{hot\ spot} = \theta_{ambient} + (P_d + P_t) \times R_{th}$
 with P_d (Dielectric losses) = $Q \times tg\delta_0$
 $Q \times tg\delta_0 \Rightarrow [\frac{1}{2} \times C_n \times (V_{peak\ to\ peak})^2 \times f] \times tg\delta_0$
 $tg\delta_0$ (tan delta)
 For polypropylene, $tg\delta_0 = 2 \times 10^{-4}$ for frequencies up to 1MHz and is independent of temperatures.
 For polyester, $tg\delta_0$ values are shown in graph 4 on page 3.

where C_n in Farad I_{rms} in Ampere f in Hertz
 V in Volt R_s in Ohm θ in °C
 R_{th} in °C/W

θ_{case} = bottom center of case

P_t (Thermal losses) = $R_s \times (I_{rms})^2$



Medium Power Film Capacitors



FFVS (RoHS Compliant)

Low Inductance Range Capacitor for Power Electronics

DC FILTERING

ELECTRICAL CHARACTERISTICS

Working temperature	-40°C +105°C (according to the power to be dissipated)
Capacitance range C_N	22 μ F to 200 μ F
Tolerance on C_N	$\pm 10\%$
Rated dc voltage U_N dc	600V to 1900V
Test voltage between terminals @ 25°C: 1.5 x U_N dc during 10s	
Insulation voltage between shorted terminals and earth (type test) @ 4 kVrms @ 50Hz during 1 min.	

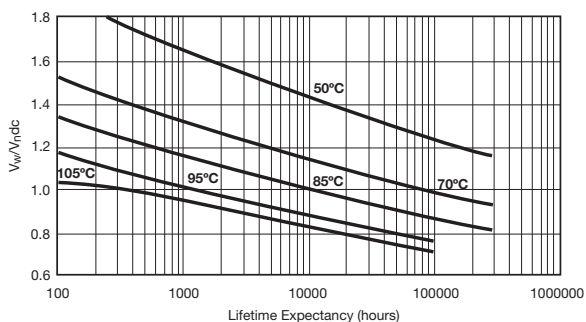
RATINGS AND PART NUMBER REFERENCE

Part Number	Capacitance (μ F)	Height mm (inches)	I_{rms} (A)	I^2t (A ² s)	L_s max.	R_s (m Ω) (nH)	R_{th} (°C/W)	Typical Weight (g)
U_Ndc 600 volts (Voltage Code K)								
FFVS6K0226K--	22	34 (1.339)	78	11.5	8	0.74	4.2	320
FFVS6K0906K--	90	40 (1.575)	84	24	9	0.60	4.9	345
FFVS6K0147K--	140	51 (2.008)	82	23.5	11	0.83	6.8	405
FFVS6K1956K--	195	64 (2.520)	84	24	13	1.04	8.6	475
U_Ndc 800 volts (Voltage Code B)								
FFVS6B0586K--	58	40 (1.575)	83	19	9	0.72	4.9	345
FFVS6B0926K--	92	51 (2.008)	83	19	11	0.99	6.7	405
FFVS6B1286K--	128	64 (2.520)	84	19.5	13	1.25	8.5	475
U_Ndc 900 volts (Voltage Code C)								
FFVS6C0306K--	30	34 (1.339)	56	7	8	1.55	4.2	320
FFVS6C0406K--	40	40 (1.575)	85	16.5	9	0.85	5.0	345
FFVS6C0656K--	65	51 (2.008)	86	17	11	1.15	6.7	405
FFVS6C0906K--	90	64 (2.520)	87	17	13	1.46	8.5	475
U_Ndc 1000 volts (Voltage Code L)								
FFVS6L0536K--	53	40 (1.575)	61	9.5	9	1.56	4.9	345
FFVS6L0956K--	95	51 (2.008)	63	11	11	1.98	6.7	405
FFVS6L1356K--	135	64 (2.520)	65	11.5	13	2.42	8.3	475
U_Ndc 1200 volts (Voltage Code U)								
FFVS6U0406K--	40	40 (1.575)	57	7.5	9	1.77	4.9	345
FFVS6U0656K--	65	51 (2.008)	57	7.5	11	2.38	6.8	405
FFVS6U0866K--	86	64 (2.520)	58	7	13	3.02	8.5	475
U_Ndc 1900 volts (Voltage Code N)								
FFVS6N0146K--	14	40 (1.575)	66	12.5	10	1.05	4.9	345
FFVS6N0226K--	22	51 (2.008)	68	13.5	13	1.26	6.3	405
FFVS6N0326K--	32	64 (2.520)	68	13.5	16	1.58	8.1	475

Dimensions millimeters (inches)

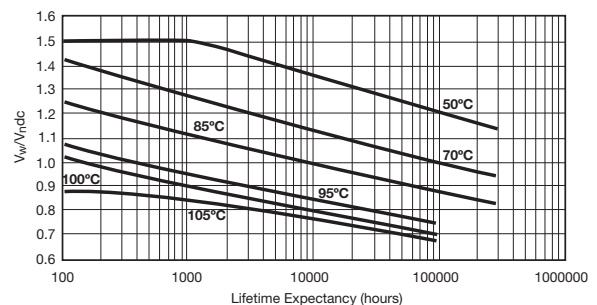
LIFETIME EXPECTANCY

FFVS for 600V, 800V and 900V



V_w : permanent working or operating DC-voltage.

FFVS for 1000V, 1200V and 1900V



V_w : permanent working or operating DC-voltage.

