

Silicon PNP Power Transistors

2SA1673

DESCRIPTION


- With TO-3PML package
- Complement to type 2SC4388

APPLICATIONS

- Audio and general purpose

PINNING

| PIN | DESCRIPTION |
|-----|-------------|
| 1 | Emitter |
| 2 | Collector |
| 3 | Base |



Absolute maximum ratings(Ta=25)

| SYMBOL | PARAMETER | CONDITIONS | VALUE | UNIT |
|-----------|-----------------------------|----------------|---------|------|
| V_{CBO} | Collector-base voltage | Open emitter | -180 | V |
| V_{CEO} | Collector-emitter voltage | Open base | -180 | V |
| V_{EBO} | Emitter-base voltage | Open collector | -6 | V |
| I_C | Collector current | | -15 | A |
| I_B | Base current | | -4 | A |
| P_C | Collector power dissipation | $T_C=25$ | 85 | W |
| T_j | Junction temperature | | 150 | |
| T_{stg} | Storage temperature | | -55~150 | |

Silicon PNP Power Transistors

2SA1673

CHARACTERISTICS

T_j=25 unless otherwise specified

| SYMBOL | PARAMETER | CONDITIONS | MIN | TYP. | MAX | UNIT |
|----------------------|--------------------------------------|--|------|------|------|------|
| V _{(BR)CEO} | Collector-emitter breakdown voltage | I _C =-50mA; I _B =0 | -180 | | | V |
| V _{CEsat} | Collector-emitter saturation voltage | I _C =-5 A; I _B =-0.5 A | | | -2.0 | V |
| I _{CBO} | Collector cut-off current | V _{CB} =-180V; I _E =0 | | | -10 | μ A |
| I _{EBO} | Emitter cut-off current | V _{EB} =-6V; I _C =0 | | | -10 | μ A |
| h _{FE} | DC current gain | I _C =-3A ; V _{CE} =-4V | 50 | | 180 | |
| f _T | Transition frequency | I _C =-0.5A ; V _{CE} =-12V | | 20 | | MHz |
| C _{OB} | Output capacitance | I _E =0; V _{CB} =-10V; f=1MHz | | 500 | | pF |

Switching times

| | | | | | | |
|-----------------|--------------|--|--|------|--|-----|
| t _{on} | Turn-on time | I _C =-10A; R _L =4 I _{B1} =-I _{B2} =-1A V _{CC} =-40V | | 0.60 | | μ s |
| t _s | Storage time | | | 0.90 | | μ s |
| t _f | Fall time | | | 0.20 | | μ s |

◆ h_{FE} classifications

| O | P | Y |
|--------|--------|--------|
| 50-100 | 70-140 | 90-180 |

Silicon PNP Power Transistors

2SA1673

PACKAGE OUTLINE

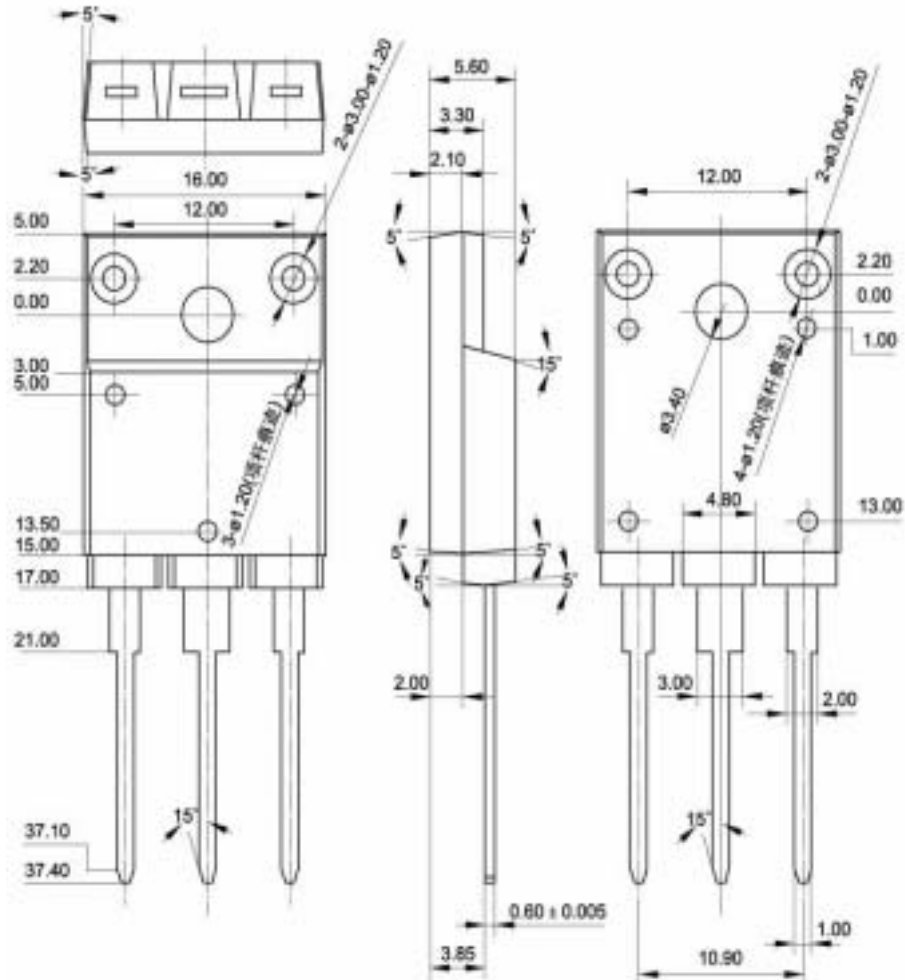


Fig.2 Outline dimensions

Silicon PNP Power Transistors

2SA1673

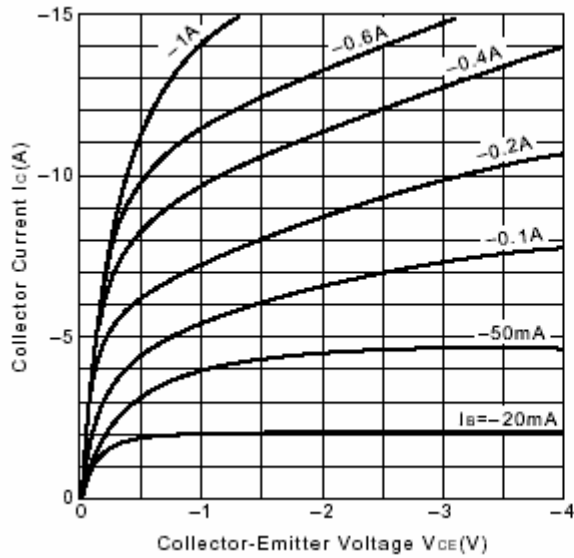


Fig.3 Static Characteristic

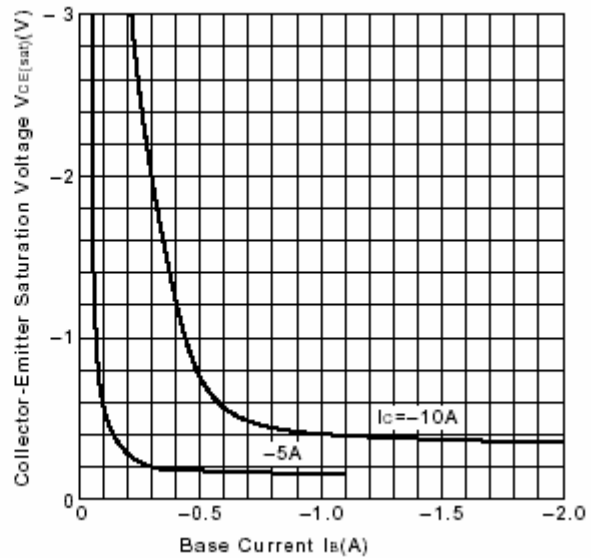


Fig.4 $V_{CE(sat)}$ - I_B Characteristics

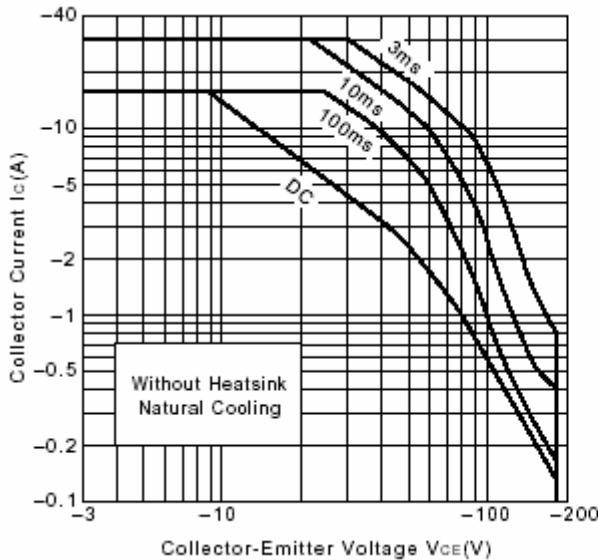


Fig.5 Safe Operating Area

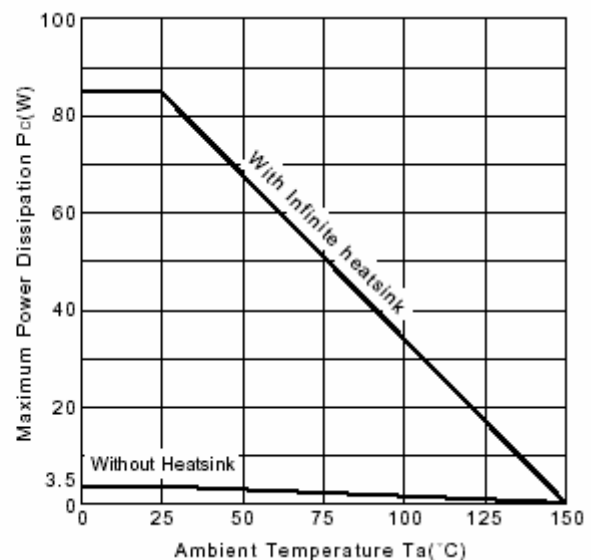


Fig.6 P_c - T_a Derating

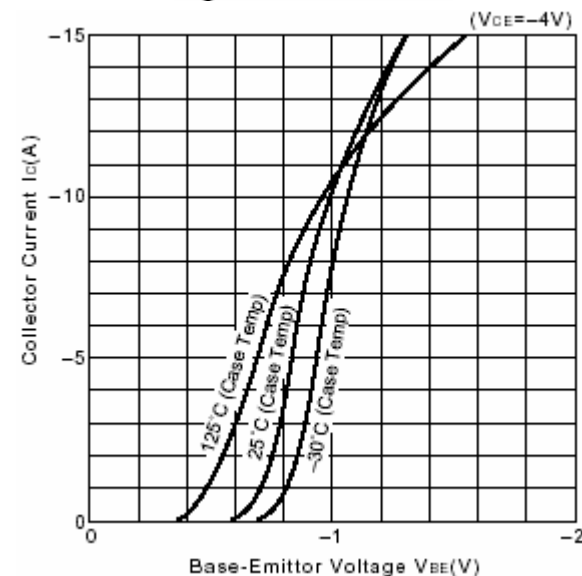


Fig.7 I_C - V_{BE}

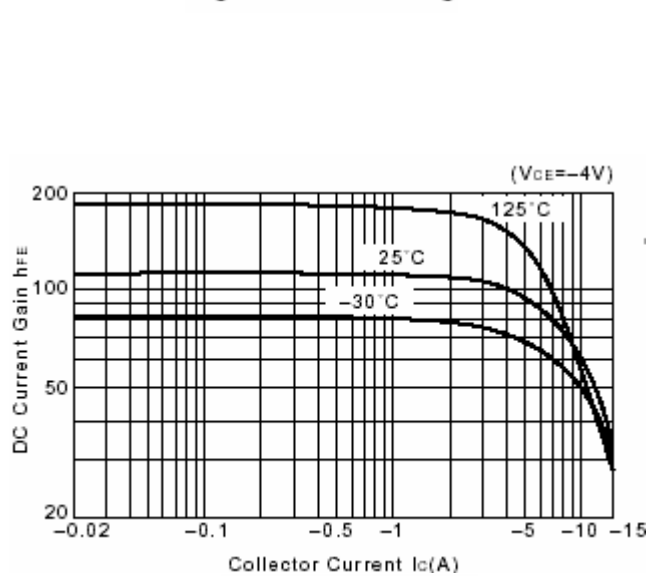


Fig.8 DC current Gain