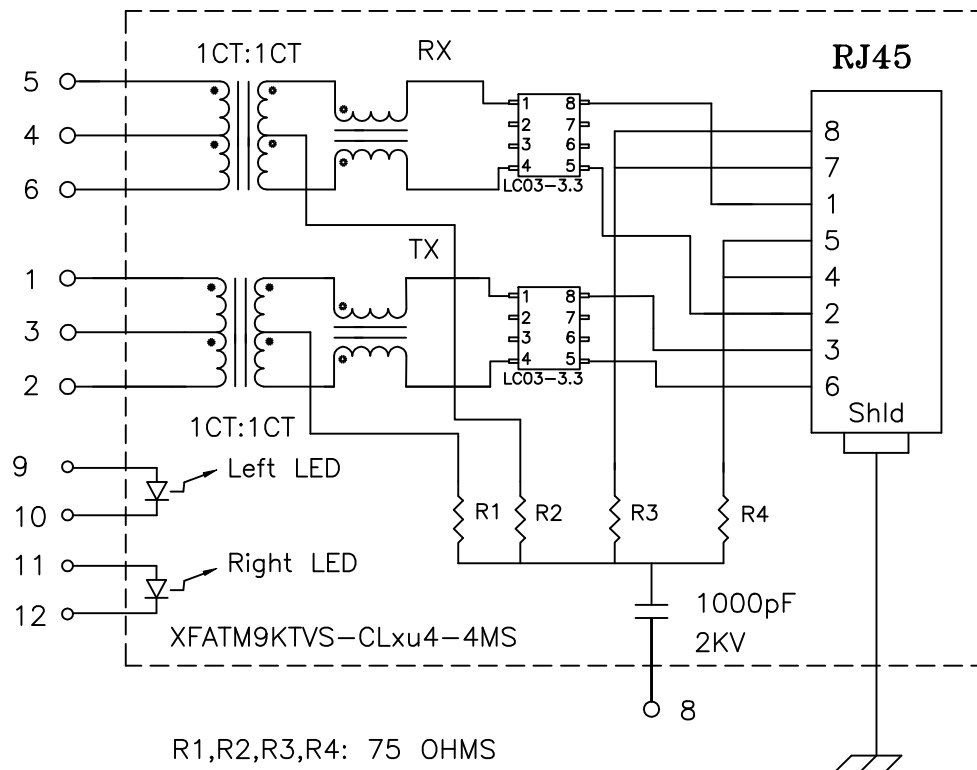


## Schematic:



## Electrical Specifications: @25°C

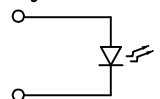
Isolation Voltage: 1500 Vrms (Input to Output)  
 Isolation Voltage: 500 Vrms (P1+2+3 to P4+5+6)  
 Turns Ratio: TX 1CT:1CT  $\pm 3\%$  RX 1CT:1CT  $\pm 3\%$   
 CABLE SIDE OCL: 350uH Minimum @100KHz 100mV 8mADC  
 Cw/w: 27pF Typical @100KHz 100mV  
 Insertion Loss (300KHz-100MHz): -1.0dB Maximum  
 Return Loss: @30MHz -18dB Minimum  
                   @80MHz -12dB Minimum

Complete the Combo P/N as follows:

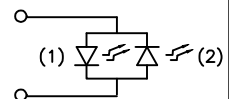
Replace 'x' & 'u' in the part number with one of the LED color letters:

Y=Yellow                    'x' = Left LED Color  
 G=Green                    'u' = Right LED Color  
 A=Amber  
 R=Red  
 N=Yellow(1)/Green(2) Bicolor  
 M=Green(1)/Yellow(2) Bicolor

Single Color LED:



Bi-Color LED:

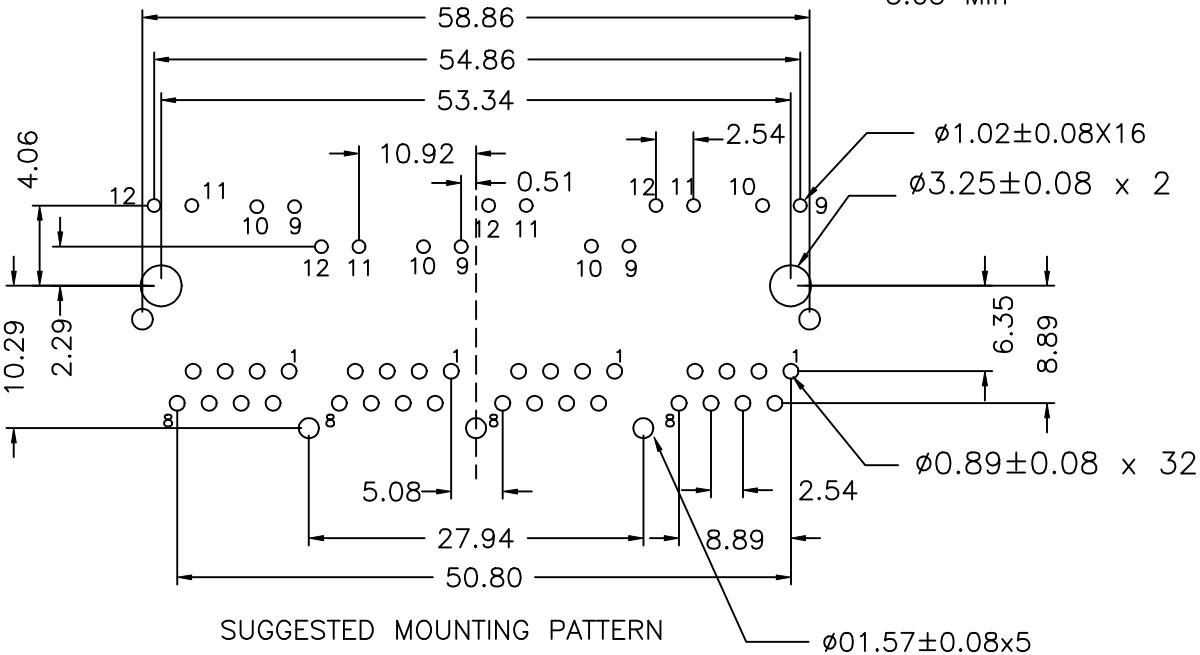
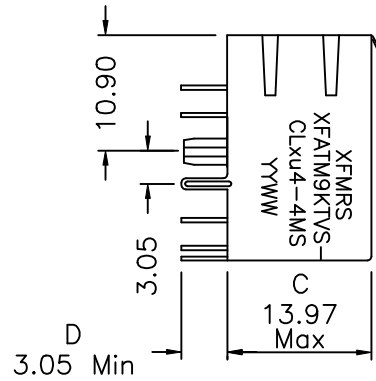
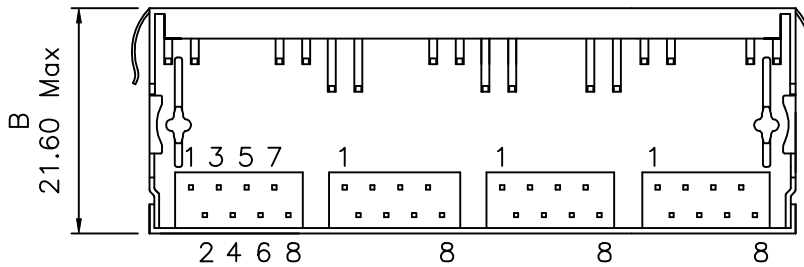
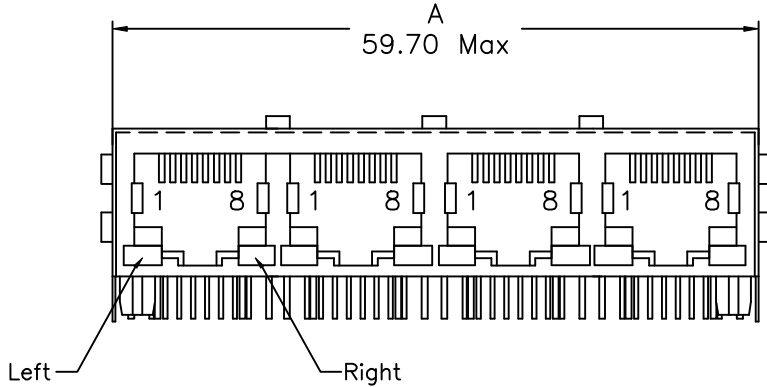


### Notes:

1. Solderability: Leads shall meet MIL-STD-202, Method 208D for solderability.
  2. Flammability: UL94V-0
  3. ASTM oxygen index: > 28%
  4. Insulation System: Class F 155°C. UL file E151556
  5. Operating Temperature Range: All listed parameters are to be within tolerance from -40°C to +85°C
  6. Storage Temperature Range: -55°C to +125°C
  7. Aqueous wash compatible
- DOC. REV: A/1

<b>XFMRS Inc.</b>	Title: <b>FOUR PORT COMBO</b>		
	UNLESS OTHERWISE SPECIFIED	P/N: XFATM9KTVS-CLxu4-4MS	REV. A
TOLERANCES: .xx $\pm 0.25$	DWN.	罗振江	Oct-13-03
Dimensions in MM	CHK.	廖玉坤	Oct-13-03
SHEET 1 OF 2	APP.	BW	Oct-13-03

# Mechanical Dimensions: (FOR CLxu4-4MS)



DOC REV: A/1

<b>XFMR9 Inc.</b>	Title: <b>FOUR PORT COMBO w/ LED's</b>	
	UNLESS OTHERWISE SPECIFIED	P/N: XFATM9KTVS-CLxu4-4MS
TOLERANCES: .xx ±0.25	DWN.	罗振江
Dimensions in MM	CHK.	廖玉坤
SHEET 2 OF 2	APP.	BW
		REV. A
		Oct-13-03
		Oct-13-03
		Oct-13-03