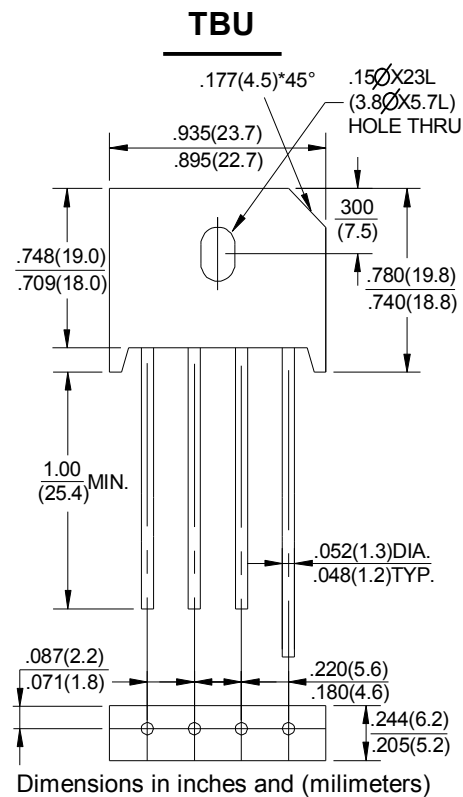


GLASS PASSIVATED BRIDGE RECTIFIERS

REVERSE VOLTAGE - 50 to 1000Volts
FORWARD CURRENT - 4.0 Amperes

FEATURES

- Surge overload rating -125 amperes peak
- Ideal for printed circuit board
- Reliable low cost construction utilizing molded plastic technique
- Plastic material has UL
- Mounting position:Any
- Mounting torque:5 In.lb.Max



MAXIMUM RATINGS AND ELECTRICAL CHARACTERISTICS

Rating at 25°C ambient temperature unless otherwise specified.

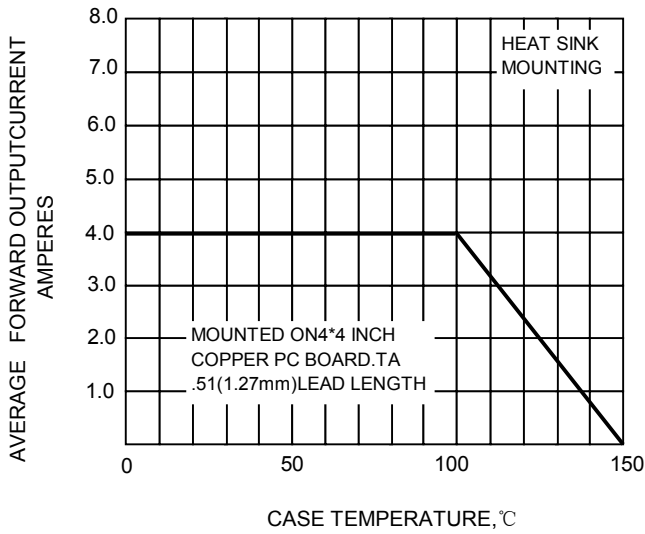
Single phase, half wave ,60Hz, resistive or inductive load.

For capacitive load, derate current by 20%

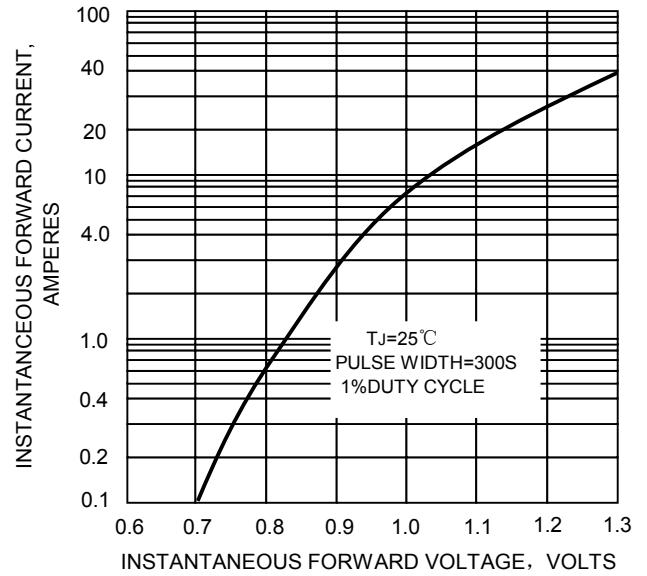
CHARACTERISTICS	SYMBOL	TBU 4005G	TBU 401G	TBU 402G	TBU 404G	TBU 406G	TBU 408G	TBU 410G	UNIT
Maximum Recurrent Peak Reverse Voltage	V _{RRM}	50	100	200	400	600	800	1000	V
Maximum RMS Voltage	V _{RMS}	35	70	140	280	420	560	700	V
Maximum DC Blocking Voltage	V _{DC}	50	100	200	400	600	800	1000	V
Maximum Average Forward Rectified Output Current at T _c =100°C	I _(AV)	4.0							A
Peak Forward Surge Current 8.3ms single Half Sine-Wave Super Imposed on Rated Load (JEDEC Method)	I _{FSM}	125							A
Maximum Instantaneous Forward Voltage Drop per Element at 4.0A	V _F	1.1							V
Maximum Reverse Leakage at rated DC Blocking Voltage Per Element T _J =25°C	I _R	10							μA
		100							
Typical Junction Capacitance Per Element (Note1)	C _J	110							pF
Operating Temperature Range	T _J	-55 to +150							°C
Storage Temperature Range	T _{STG}	-55 to +150							°C

NOTES: 1.Measured at 1.0MHz and applied reverse voltage of 4.0V DC.

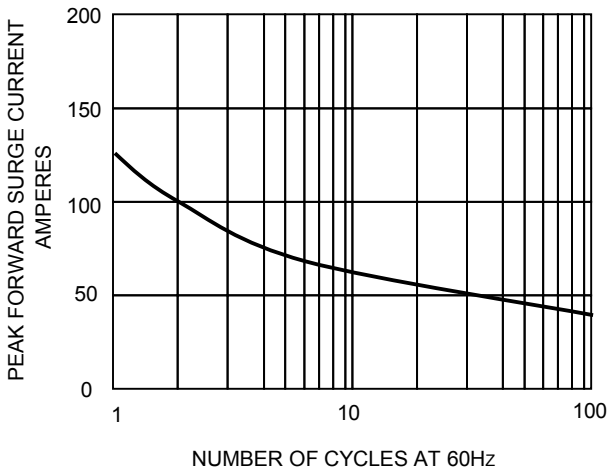
**FIG.1-DERATING CURVE FOR
 OUTPUT RECTIFIED CURRENT**



**FIG.2 TYPICAL INSTANTANEOUS FORWARD
 CHARACTERISTIC**



**FIG.3-MAXIMUM NON-REPETITIVE PEAK
 FORWARD SURGE CURRENT**



**FIG.4-TYPICAL REVERSE
 CHARACTERISTICS**

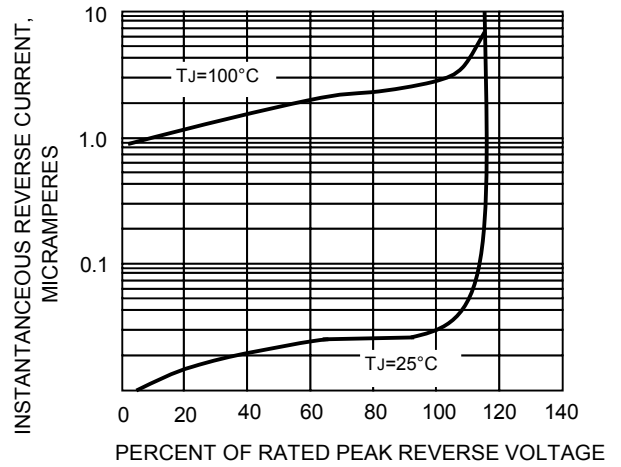


FIG.5-TYPICAL JUNCTION CAPACITANCE PER ELEMENT

