

HIGH EFFICIENCY GLASS PASSIVATED RECTIFIERS

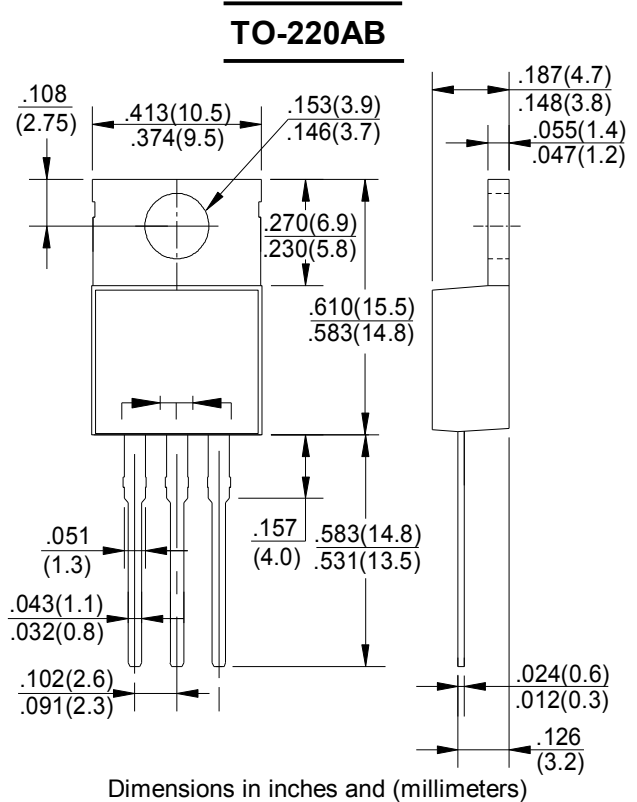
REVERSE VOLTAGE - 50 to 1000Volts
FORWARD CURRENT - 16.0 Amperes

FEATURES

- Low power loss; high efficiency
- Low forward voltage drop
- Low thermal resistance
- High current capability
- High speed switching
- High reliability

MECHANICAL DATA

- Case: TO-220AB molded plastic
- Epoxy: UL94V-0 rate flame retardant
- Lead: MIL-STD-202E method 208C guaranteed
- Mounting position : Any
- Weight: 2.24 grams
- polarity: As marked



MAXIMUM RATINGS AND ELECTRICAL CHARACTERISTICS

Rating at 25°C ambient temperature unless otherwise specified.

Single phase, half wave, 60Hz, resistive or inductive load.

For capacitive load, derate current by 20%

CHARACTERISTICS	SYMBOL	HER 1601CT	HER 1602CT	HER 1603CT	HER 1604CT	HER 1605CT	HER 1606CT	HER 1607CT	HER 1608CT	UNIT	
Maximum Recurrent Peak Reverse Voltage	V _{RRM}	50	100	200	300	400	600	800	1000	V	
Maximum RMS Voltage	V _{RMS}	35	70	140	210	280	420	560	700	V	
Maximum DC Blocking Voltage	V _{DC}	50	100	200	300	400	600	800	1000	V	
Maximum Average Forward Rectified Current @T _A =75 °C	I _O	16.0								A	
Peak Forward Surge Current 8.3ms Single Half Sine-Wave Super Imposed on Rated Load(JEDEC Method)	I _{FSM}	300								A	
Typical Thermal Resistance	R _{θJA}	2.5								°C/W	
Typical Junction Capacitance (Note2)	C _J	40								pF	
Peak Forward Voltage at 8.0A DC	V _F	1.0		1.3		1.7				V	
Maximum DC Reverse Current @T _J =25°C at Rated DC Blocking Voltage @T _J =100°C	I _R	10				150					μA
Maximum Reverse Recovery Time(Note1)	T _{RR}	60								nS	
Operating and Storage Temperature Range	T _J ,T _{STG}	-55 to + 150								°C	

NOTES: 1. Measured with I_F=0.5A, I_R=1A, I_{RR}=0.25A

2. Measured at 1.0 MHz and applied reverse voltage of 4.0VDC.

FIG.1- TYPICAL FORWARD CURRENT DERATING CURVE

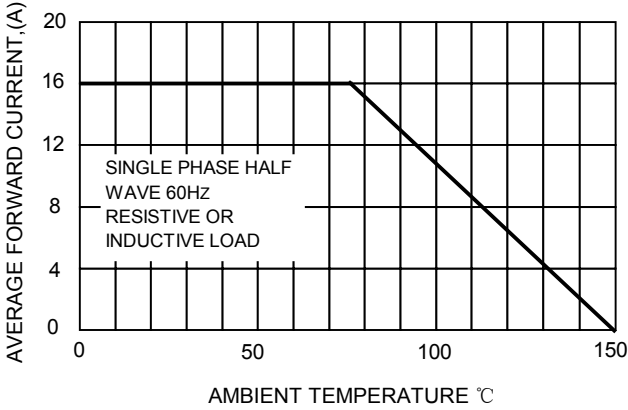


FIG.2-TYPICAL REVERSE CHARACTERISTICS

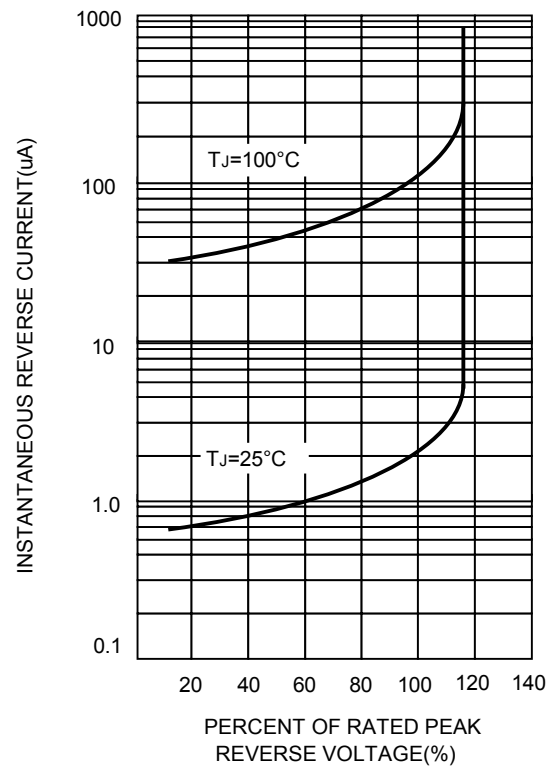


FIG.3-MAXIMUM NON-REPETITIVE FORWARD SURGE CURRENT

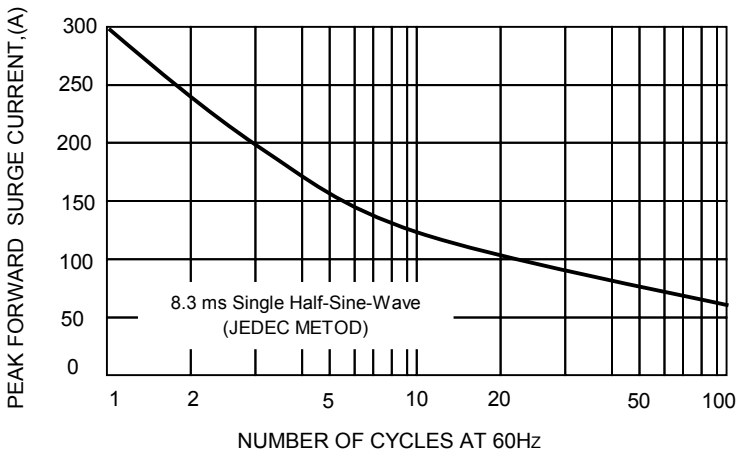


FIG.4-TYPICAL INSTANTANEOUS FORWARD CHARACTERISTICS

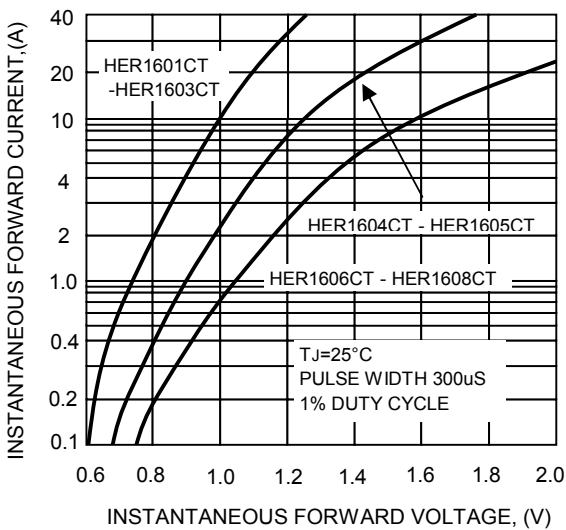


FIG.5-TYPICAL JUNCTION CAPACITANCE

