




E-Series 2-Way 0° Power Divider 5 - 900 MHz

Features

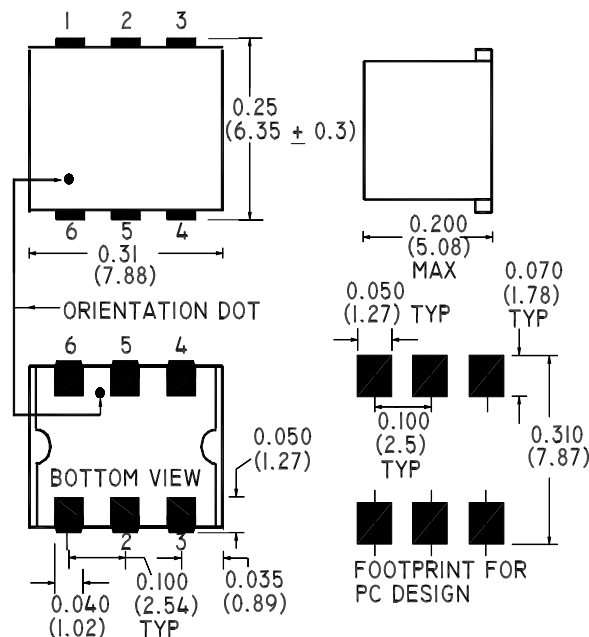
- 2 Way
- 0 Degree
- Surface Mount



Description

M/A-COM's ESSM-2-6 is a 2 Way 0° Power Divider in a low cost, surface mount package. Ideally suited for high volume cellular and wireless applications.

SM-1 Package



Electrical Specifications @25°C

Parameter	Units	Typical	Minimum	Maximum
Frequency Range	5 - 900	MHz	—	—
Insertion Loss	5 - 50 MHz	dB	0.2	0.4
	50 - 450 MHz	dB	0.4	0.7
	450 - 900 MHz	dB	0.7	1.2
Isolation	5 - 50 MHz	dB	28	20
	5 - 450 MHz	dB	28	20
Amplitude Unbalance	5 - 50 MHz	dB	—	0.2
	50 - 450 MHz	dB	—	0.3
Phase Unbalance	5 - 50 MHz	°	—	2.0°
	50 - 450 MHz	°	—	3.0°
Input & Output Return Loss	5 - 900 MHz	dB	25	16

V2.00 S 0862 F

ADVANCED: Data Sheets contain information regarding a product M/A-COM Technology Solutions is considering for development. Performance is based on target specifications, simulated results, and/or prototype measurements. Commitment to develop is not guaranteed.
PRELIMINARY: Data Sheets contain information regarding a product M/A-COM Technology Solutions has under development. Performance is based on engineering tests. Specifications are typical. Mechanical outline has been fixed. Engineering samples and/or test data may be available. Commitment to produce in volume is not guaranteed.

• **North America** Tel: 800.366.2266 • **Europe** Tel: +353.21.244.6400
 • **India** Tel: +91.80.4155721 • **China** Tel: +86.21.2407.1588
 Visit www.macomtech.com for additional data sheets and product information.

M/A-COM Technology Solutions Inc. and its affiliates reserve the right to make

Absolute Maximum Ratings

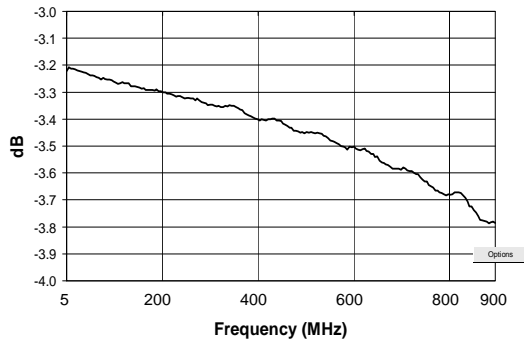
Parameter	Absolute Maximum
Maximum Power Rating	1 Watt
Internal Load Dissipation	0.125 Watt
Pin Temp (10 Sec)	260°C
Storage Temperature	-55°C to 100°C
Operating Temperature	-40°C to 85°C

Functional Configuration

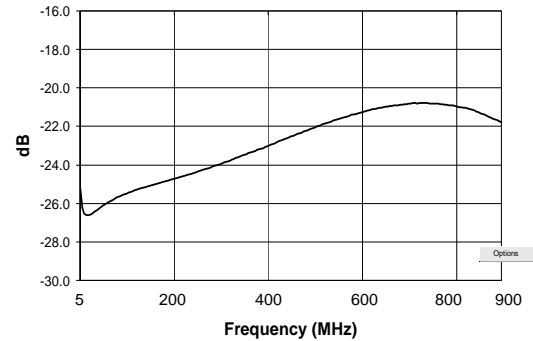
Function	Pin No.
Not Connected	2,5
External 50 Ohms	—
Ground	1
Case Ground	—
Input	6
Port 1	4
Port 2	3

Typical Performance @ +25°C

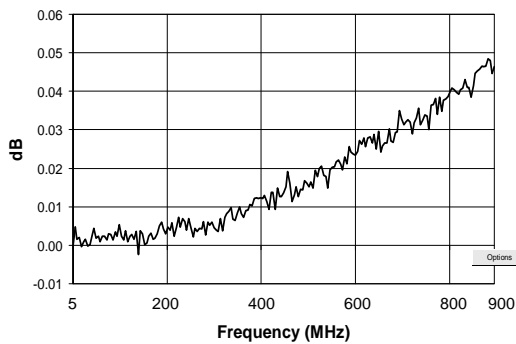
Insertion Loss



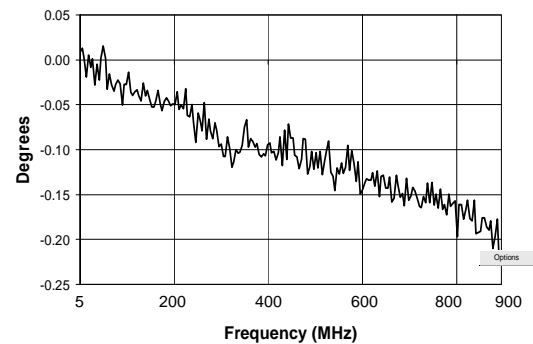
Isolation



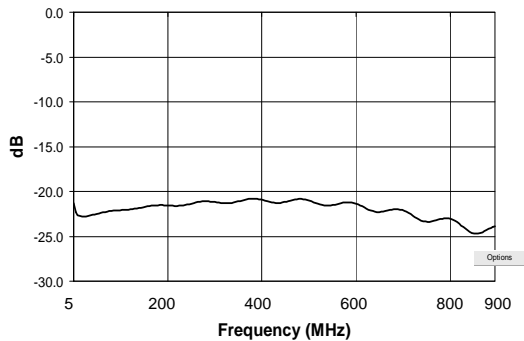
Amplitude Unbalance



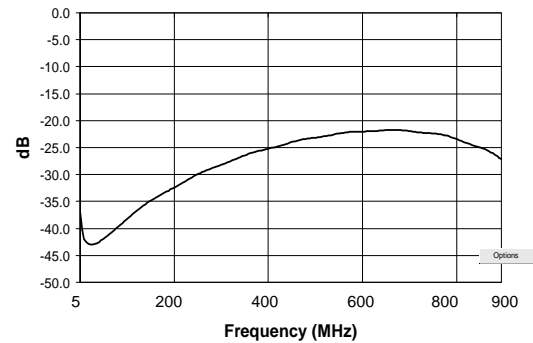
Phase Unbalance



Output Return Loss



Input Return Loss



ADVANCED: Data Sheets contain information regarding a product M/A-COM Technology Solutions is considering for development. Performance is based on target specifications, simulated results, and/or prototype measurements. Commitment to develop is not guaranteed.
PRELIMINARY: Data Sheets contain information regarding a product M/A-COM Technology Solutions has under development. Performance is based on engineering tests. Specifications are typical. Mechanical outline has been fixed. Engineering samples and/or test data may be available. Commitment to produce in volume is not guaranteed.

V2.00 S 0862 F
 • North America Tel: 800.366.2266 • Europe Tel: +353.21.244.6400
 • India Tel: +91.80.4155721 • China Tel: +86.21.2407.1588
 Visit www.macomtech.com for additional data sheets and product information.