


EPR1345S



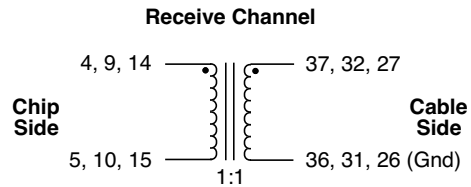
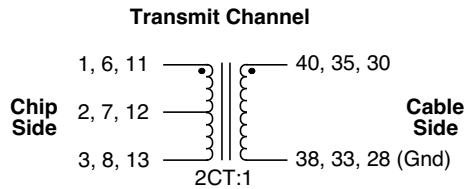
- Designed for TDK's 78P2344 Chip
- Transfer Molded Part
- Isolation : 1500 Vrms

Electrical Parameters @ 25° C

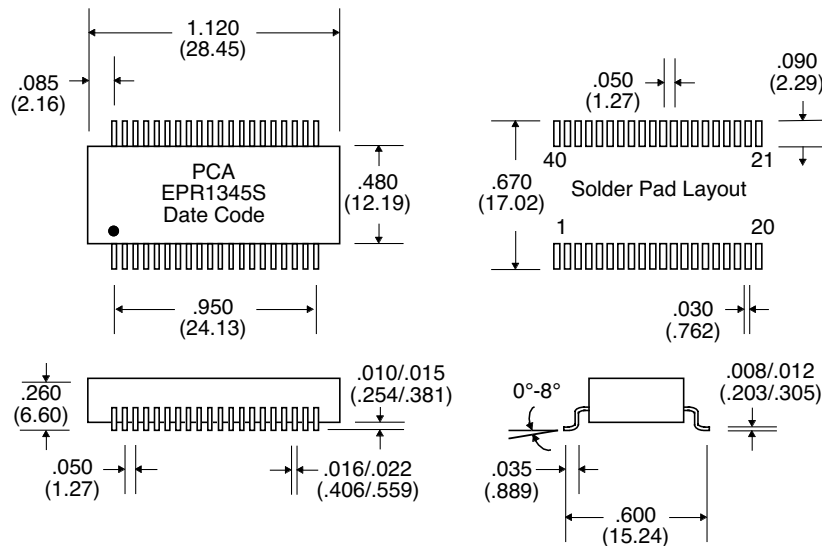
Cable Side OCL (μ H Typ.)	Leakage Inductance (μ H Max.)	Insertion Loss (dB Max.)	Bandwidth	Cw/w (pF Max.)	DCR (Ω Max.)	
					Chip Side	Cable Side
100 KHz, 0.1 Vrms	1 MHz, 0.1 Vrms	200 KHz-200 MHz	200 KHz-200 MHz	1 MHz, 0.1 Vrms	Chip Side	Cable Side
40	0.12	-3		10	0.5	0.3

- Return Loss : -12 dB Min. @ 860 KHz, -18 dB Min. @ 1.72 MHz, -18 dB Min. @ 34.37 MHz, -14 dB Min. @ 51.6 MHz
- Impedance (Cable Side) : 75 Ω

Schematic



Package



Unless Otherwise Specified Dimensions are in Inches /mm \pm .010 / .25