


## CTTF0201F Series

From 0.1 nH to 10 nH

### SPECIFICATIONS

Please specify tolerance code when ordering.  
 CTTF0201F-0N2\_ ← B = ±0.1nH, C = ±0.2nH, S = ±0.3nH, G = ±2%, J = ±5%  
 \* = G or J only  
 \*\* = B, C, or S only

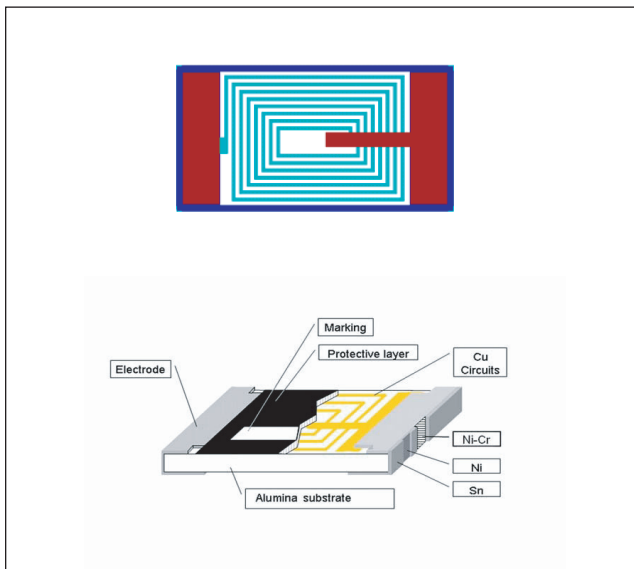


### CHARACTERISTICS

- Description:** SMD thin film chip inductors
- Applications:** Cellular Telephone, pagers, GPS products, wireless LAN and other communication appliances, VCO, TCXO circuit and RF Transceiver Module
- Operating Temperature:** -40°C to +85°C
- Inductance Tolerance:** ±0.1nH, ±0.2nH, ±0.3nH, ±2%, ±5%
- Testing:** Tested on a HP4287A at 500 MHz
- Packaging:** Tape & Reel
- Miscellaneous:** RoHS Compliant.
- Marking:** Reels are marked with inductance code and tolerance
- Additional Information:** Additional electrical & physical information available upon request
- Samples available.** See website for ordering information.

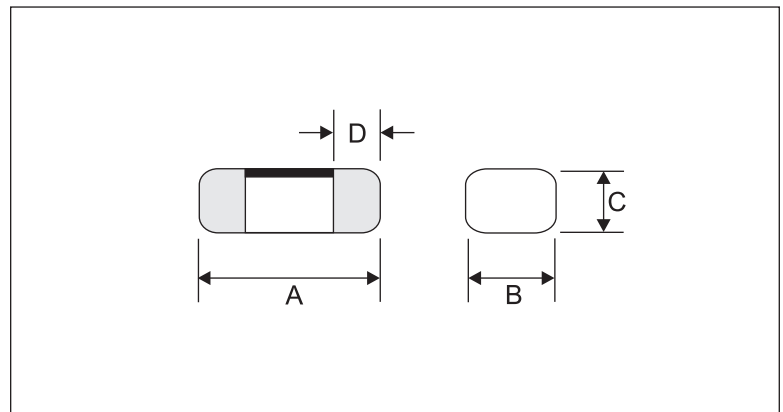
Part Number	Inductance (nH)	L Test Freq. (MHz)	Q Min.	Q Test Freq. (MHz)	DCR Max. (Ω)	Rated DC Max. (mA)	SRF Min. (GHz)
CTTF0201F-0N1_**	0.1	500	8	500	0.2	400	9
CTTF0201F-0N2_**	0.2	500	8	500	0.2	400	9
CTTF0201F-0N3_**	0.3	500	8	500	0.2	400	9
CTTF0201F-0N4_**	0.4	500	8	500	0.25	350	9
CTTF0201F-0N5_**	0.5	500	8	500	0.25	350	9
CTTF0201F-0N6_**	0.6	500	8	500	0.25	350	9
CTTF0201F-0N7_**	0.7	500	8	500	0.3	300	9
CTTF0201F-0N8_**	0.8	500	8	500	0.3	300	9
CTTF0201F-0N9_**	0.9	500	8	500	0.3	300	9
CTTF0201F-1N0_**	1.0	500	8	500	0.3	300	9
CTTF0201F-1N1_**	1.1	500	8	500	0.35	300	9
CTTF0201F-1N2_**	1.2	500	8	500	0.35	300	9
CTTF0201F-1N3_**	1.3	500	8	500	0.45	250	9
CTTF0201F-1N4_**	1.4	500	8	500	0.45	250	9
CTTF0201F-1N5_**	1.5	500	8	500	0.45	250	9
CTTF0201F-1N6_**	1.6	500	8	500	0.55	200	9
CTTF0201F-1N7_**	1.7	500	8	500	0.55	200	9
CTTF0201F-1N8_**	1.8	500	8	500	0.55	200	9
CTTF0201F-1N9_**	1.9	500	8	500	0.55	200	9
CTTF0201F-2N0_**	2.0	500	8	500	0.7	200	8
CTTF0201F-2N1_**	2.1	500	8	500	0.7	200	8
CTTF0201F-2N2_**	2.2	500	8	500	0.7	200	8
CTTF0201F-2N3_**	2.3	500	8	500	0.8	150	8
CTTF0201F-2N4_**	2.4	500	8	500	0.8	150	8
CTTF0201F-2N5_**	2.5	500	8	500	0.8	150	8
CTTF0201F-2N6_**	2.6	500	8	500	0.8	150	8
CTTF0201F-2N7_**	2.7	500	8	500	0.8	150	8
CTTF0201F-2N8_**	2.8	500	8	500	1.0	150	6
CTTF0201F-2N9_**	2.9	500	8	500	1.0	150	6
CTTF0201F-3N0_**	3.0	500	8	500	1.0	150	6
CTTF0201F-3N1_**	3.1	500	8	500	1.0	150	6
CTTF0201F-3N2_**	3.2	500	8	500	1.0	150	6
CTTF0201F-3N3_**	3.3	500	8	500	1.0	150	6
CTTF0201F-3N4_**	3.4	500	8	500	1.2	150	6
CTTF0201F-3N5_**	3.5	500	8	500	1.2	150	6
CTTF0201F-3N6_**	3.6	500	8	500	1.2	150	6
CTTF0201F-3N7_**	3.7	500	8	500	1.2	150	6
CTTF0201F-3N9_**	3.9	500	8	500	1.2	150	6
CTTF0201F-4N7_**	4.7	500	8	500	1.4	130	6
CTTF0201F-5N6_*	5.6	500	8	500	1.8	130	4
CTTF0201F-6N8_*	6.8	500	8	500	2.3	110	4
CTTF0201F-8N2_*	8.2	500	8	500	3.0	110	3
CTTF0201F-10N_*	10	500	8	500	3.5	80	2

### CONSTRUCTION



### PHYSICAL DIMENSIONS

Size	A	B	C	D
mm	0.60 ± 0.05	0.30 ± 0.05	0.23 ± 0.05	0.15 ± 0.05
inches	0.02 ± 0.002	0.01 ± 0.002	0.009 ± 0.002	0.006 ± 0.002



09.12.08