


# 2.54mm Pitch Low Profile Pin Header Connectors

## HU5 Series



### FEATURE

- HU5 series is a 2.54mm pitch contacts grid double rows low profile connectors
- Intermatable with FRC2,FRC5 series flat cable connectors.

### SPECIFICATIONS

Rated Voltage	250V AC (r.m.s.)
Rated Current	1A / Contact
Dielectric Withstanding Voltage	500V AC (r.m.s.) / 1 minute
Insulation Resistance	1000M $\Omega$ min. at 500V DC
Contact Resistance	15m $\Omega$ max.

### MATERIAL/FINISH



Item	Material / Finish
Housing	PBT Resin (UL94V-0) / Black
Contact	Copper Alloy / Contact Area: Au over Ni Plating Tail Area: Sn-Ag over Ni Plating

© Specifications and/or dimensions in this catalogue are subject to change without notice.  
Your catalogue checking the latest specifications with our drawings would be highly appreciated.

# ▶ 2.54mm Pitch Grid Connectors

## HU5-400PNA-R53TD20-FA

Number of Contact  
10, 14, 16, 20, 26, 30, 34, 40, 50

Key Slot  
0 : 10 . . . No Key  
14,16,20,30,34,40 . . . 1 Key  
50 . . . 2 Keys (※ H=22.86)  
A : 50 . . . 1 Key  
D : 10 . . . 1 Key

Contact Style  
P: Pin Contact

Housing Style  
N: Standard

Color of Housing  
A: Black

Tail Style  
R: Right Angle DIP Termination  
S: Straight DIP Termination

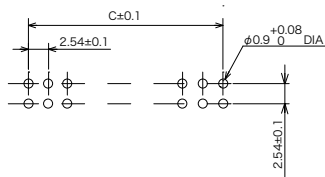
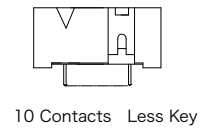
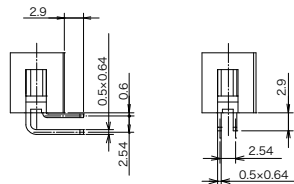
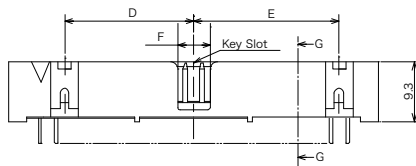
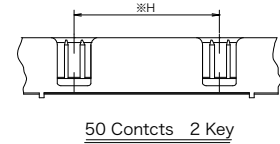
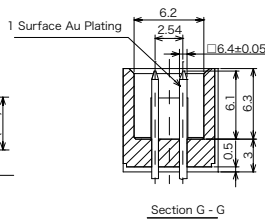
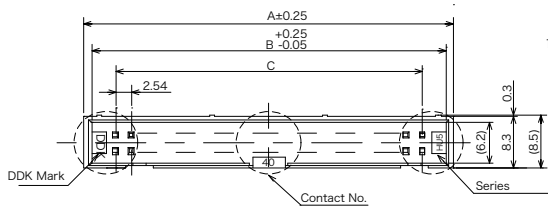
FA : Lead Free

Deviation  
D20 : 4 Surfaces Gold Plating  
No Digit : 1 Surface Gold Plating

Contact Tail Area Plating  
T : Sn-Ag Plating

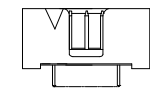
Contact Area Plating  
1 : Au(0.76 μ m) over Ni Plating  
2 : Au(0.4 μ m) over Ni Plating  
3 : Au(Flash) over Ni Plating  
5 : Sn-Ag Plating (above 40 pins)

Contact Tail Length  
5 : 2.9



PCB Mounting Dimensions

Right Angle DIP Termination      Straight DIP Termination



Note: Straight style 26,30,34,40,50 number of contacts items are available anti-flux migration treatment.

Please contact our sales office or distributor.

Part Number	Number of Contact	A	B	C	D	E	F
HU5-100PNA-□5□T□□□-FA	10	20.0	17.52	10.16	-	3.81	5.2
HU5-10DPNA-□5□T□□□-FA					-	-	5.2
HU5-140PNA-□5□T□□□-FA	14	25.1	22.60	15.24	-	6.35	5.2
HU5-160PNA-□5□T□□□-FA	16	27.6	25.14	17.78	5.08	7.62	4.1
HU5-200PNA-□5□T□□□-FA	20	32.7	30.22	22.86	7.62	10.16	5.2
HU5-260PNA-□5□T□□□-FA	26	40.3	37.84	30.48	11.43	13.97	5.2
HU5-300PNA-□5□T□□□-FA	30	45.4	42.92	35.56	13.97	16.51	5.2
HU5-340PNA-□5□T□□□-FA	34	50.5	48.00	40.64	16.51	19.05	5.2
HU5-400PNA-□5□T□□□-FA	40	58.1	55.62	48.26	20.32	22.86	5.2
HU5-50□PNA-□5□T□□□-FA	50	70.8	68.32	60.96	26.67	29.21	5.2

© Specifications and/or dimensions in this catalogue are subject to change without notice.  
Your catalogue checking the latest specifications with our drawings would be highly appreciated.