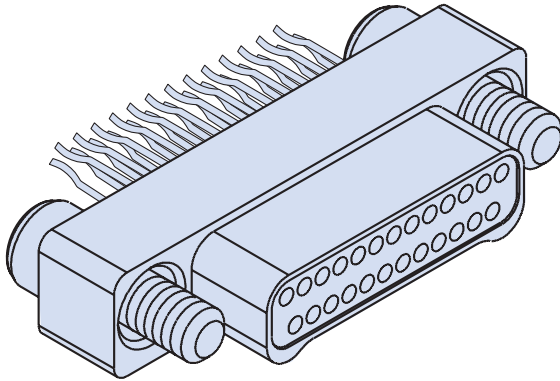


891-014 and -015 Series 89 Nanominiature Connectors Straddle Mount



Double Row
Connectors



Straddle Mount PCB Nano Connectors feature gold alloy TwistPin contacts, offering premium performance and reliability for demanding applications. Available with #0-80 female threads, or with jackscrews for use with flexible circuits.

Pre-Tinned PC Tails are coated with Sn63Pb37 tin-lead for excellent solderability.

Choose Aluminum, Titanium or Stainless Steel Shells in seven layouts from 9 to 51 contacts. Complies to the requirements of MIL-DTL-32139. These connectors are intermateable with any corresponding Glenair Series 891 Double row metal shell nanominiature connector.

HOW TO ORDER STRADDLE MOUNT PCB CONNECTORS

Series	Insert Arrangement/ Contact Type	Shell Material and Finish	Termination Type	Hardware			
891-014 Plug, Pin Contacts, Double Row, Straddle Mount Nanominiature	Plugs (891-014) 9P 15P 21P 25P 31P 37P 51P	A1 Aluminum Shell, Cadmium Plating	STM "Straddle Mount"	J Jackscrew, #0-80			
					A2 Aluminum Shell, Electroless Nickel Plating	T #0-80 Female Thread	
		T Titanium Shell, Unplated					
				S Stainless Steel Shell, Passivated			
		Receptacles (891-015) 9S 15S 21S 25S 31S 37S 51S					Sample Part Number
				891-015 — 37S	A1	—STM	T

MATERIALS AND FINISHES

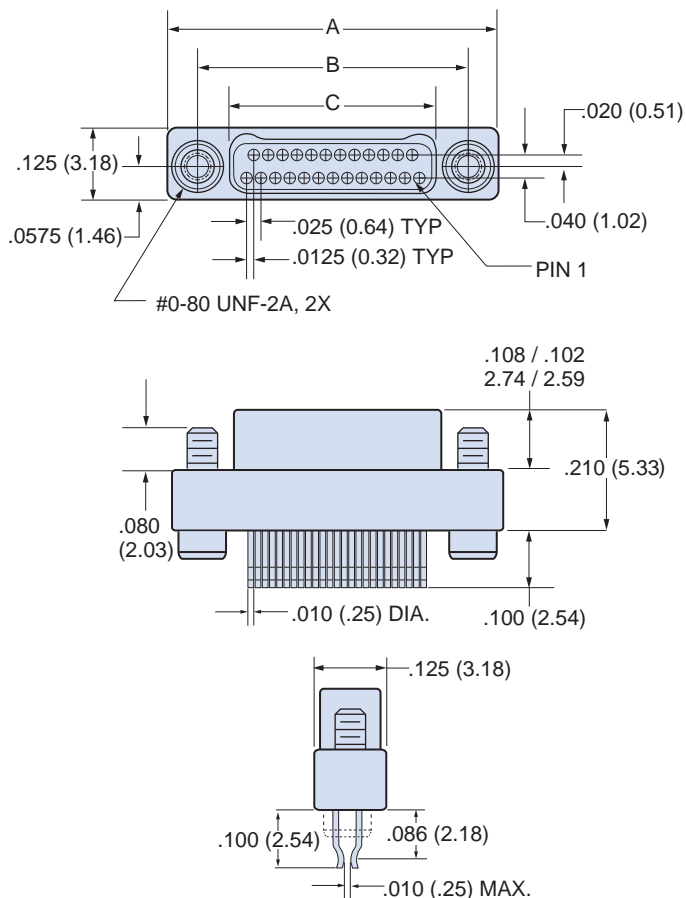
Connector Shell	See Ordering Information
Insulator	Liquid Crystal Polymer (LCP), 30% Glass-Filled
Contacts	Gold Alloy, Unplated
Hardware	300 Series Stainless Steel
PC Tails	#30 (.010 Dia.) Copper Wire, Solder Dipped
PCB Trays	Liquid Crystal Polymer (LCP) or Epoxy
Encapsulant	Epoxy

SPECIFICATIONS

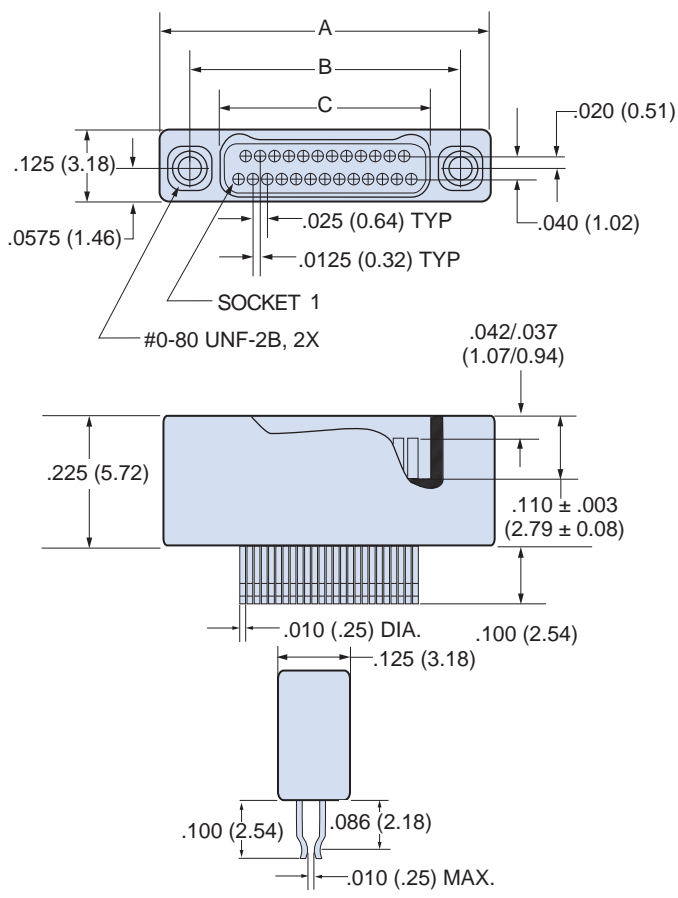
Durability	200 Cycles Minimum
Current Rating	1 AMP Maximum
Voltage Rating (DWV)	300 VAC RMS Sea Level
Insulation Resistance	5000 Megohms Minimum
Operating Temperature	-55° C. to +125° C.
Contact Resistance	71 mV. @1 AMP #30 AWG Wire
Thermal Vacuum Outgassing	1.0% Max TML, 0.1% Max. VCM

STRADDLE MOUNT NANO DIMENSIONS

Plug (Pin) Connectors



Receptacle (Socket) Connectors



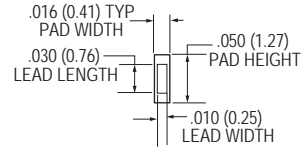
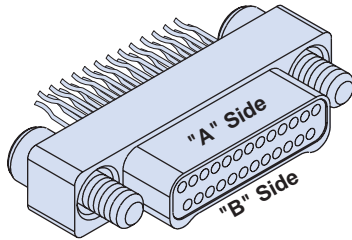
Layout	A		B BSC.		C BSC.	
	In. ± .005	mm. ± 0.13	In.	mm.	In.	mm.
9P	.375	9.52	.270	6.86	.160	4.06
9S	.375	9.52	.270	6.86	.163	4.14
15P	.450	11.43	.345	8.76	.235	5.97
15S	.450	11.43	.345	8.76	.238	6.04
21P	.525	13.33	.420	10.67	.310	7.87
21S	.525	13.33	.420	10.67	.313	7.95
25P	.575	14.60	.470	11.94	.360	9.14
25S	.575	14.60	.470	11.94	.363	9.22
31P	.650	16.51	.545	13.84	.435	11.05
31S	.650	16.51	.545	13.84	.438	11.12
37P	.725	18.41	.620	15.75	.510	12.95
37S	.725	18.41	.620	15.75	.513	13.03
51P	.900	22.86	.795	20.19	.685	17.40
51S	.900	22.86	.795	20.19	.688	17.47

891-014 and -015 Series 89 Nanominiature Connectors Straddle Mount

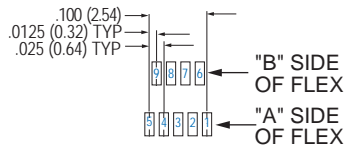


Double Row
Connectors

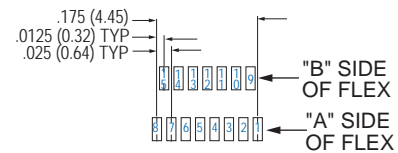
STRADDLE MOUNT BOARD LAYOUT — 891-014 PLUGS (PIN CONTACTS)



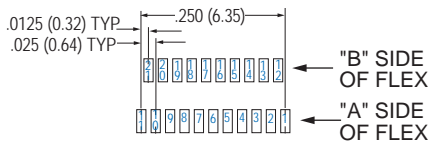
PAD/ FOOTPRINT DETAIL



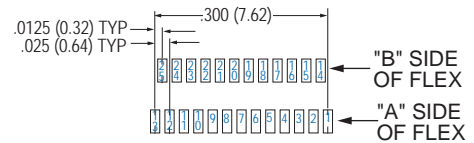
9 Contacts



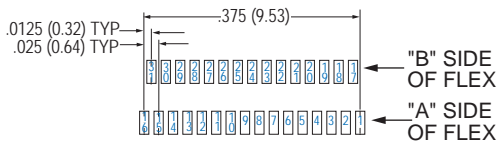
15 Contacts



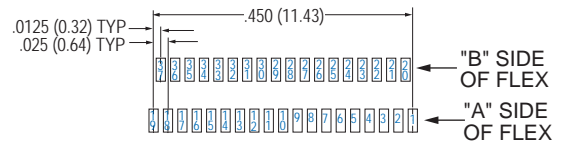
21 Contacts



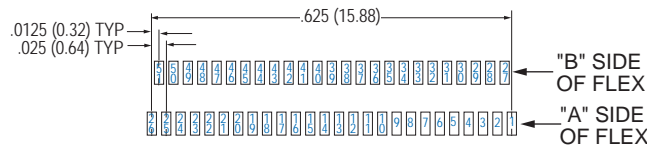
25 Contacts



31 Contacts

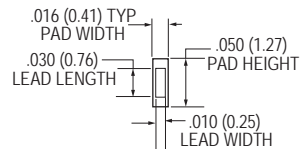
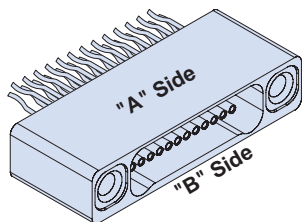


37 Contacts

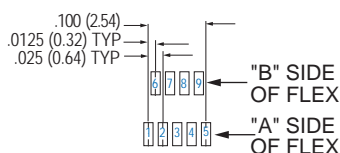


51 Contacts

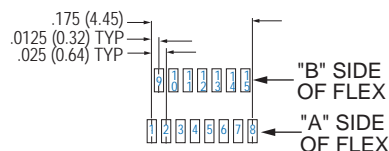
STRADDLE MOUNT BOARD LAYOUT—891-015 RECEPTACLES



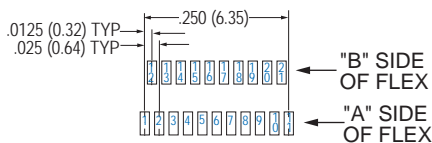
PAD/ FOOTPRINT DETAIL



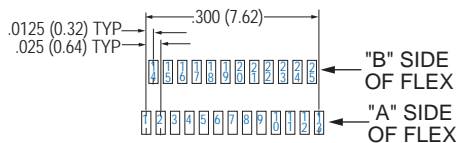
9 Contacts



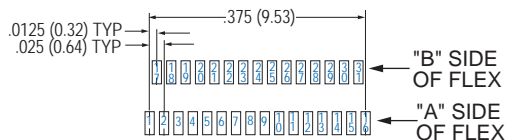
15 Contacts



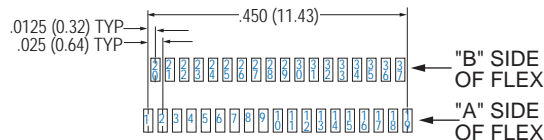
21 Contacts



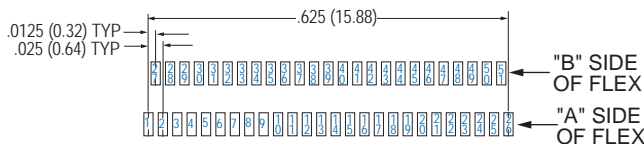
25 Contacts



31 Contacts



37 Contacts



51 Contacts