



# 232-104-00 Wall Mount Environmental Bulkhead Feed-Thru MIL-DTL-38999 Series II Type

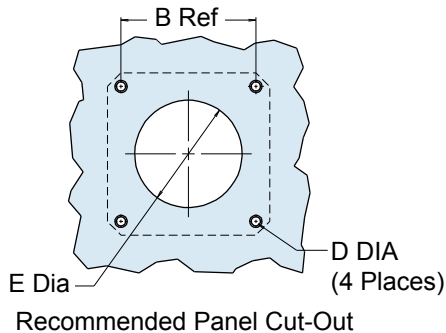
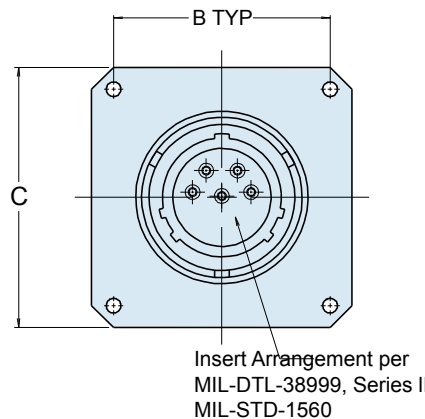
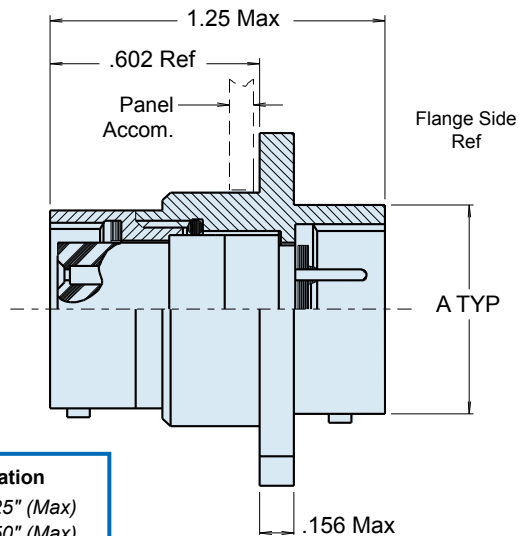
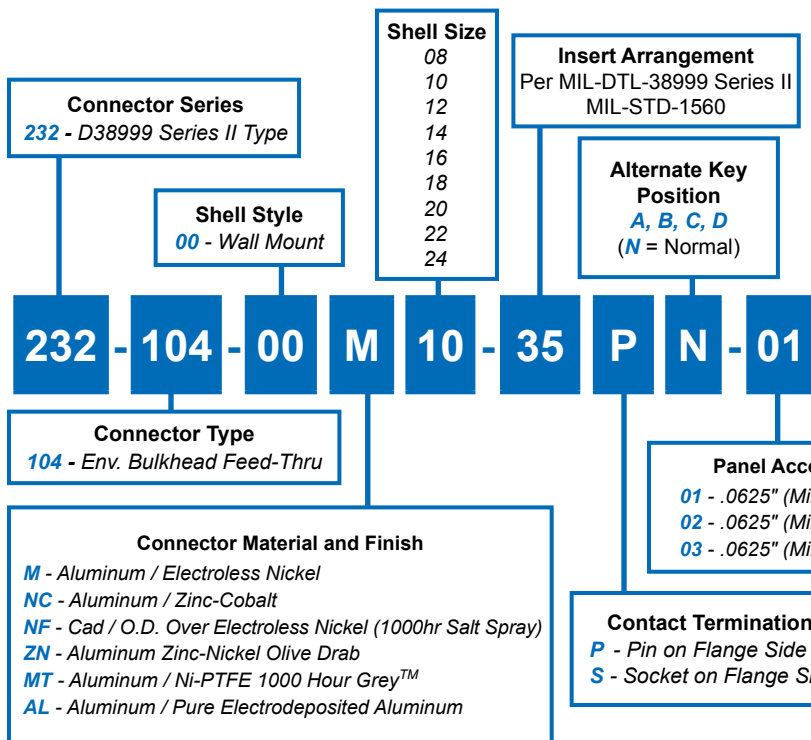


TABLE I: CONNECTOR DIMENSIONS					
SHELL SIZE	A MAX	B SQ	C SQ	D DIA	E ±.005(0.1)
08	.474(12.0)	.594(15.1)	.818(20.8)	.125(3.2)	.580(14.7)
10	.591(15.0)	.719(18.3)	.944(24.0)	.125(3.2)	.697(17.7)
12	.751(19.1)	.812(20.6)	1.037(26.3)	.125(3.2)	.885(22.5)
14	.876(22.3)	.906(23.0)	1.131(28.7)	.125(3.2)	1.010(25.7)
16	1.001(25.4)	.969(24.6)	1.224(31.1)	.125(3.2)	1.135(28.8)
18	1.126(28.6)	1.062(27.0)	1.318(33.5)	.125(3.2)	1.260(32.0)
20	1.251(31.8)	1.156(29.4)	1.443(36.7)	.125(3.2)	1.385(35.2)
22	1.376(35.0)	1.250(31.8)	1.568(39.8)	.125(3.2)	1.510(38.4)
24	1.501(38.1)	1.375(34.9)	1.693(43.0)	.156(4.0)	1.635(41.5)

- ### APPLICATION NOTES
- Material/Finish:  
Shells and nuts – Al alloy, 6061-T6, QQ-A-225/8, see Table II  
Contacts – Leaded nickel copper - gold plate MIL-G-45204, Type II, Class I.  
Bayonet pins – AISI 300 series stainless steel/passivate, QQ-P-35  
Hoods – AISI 305 series stainless steel/passivate, QQ-P-35.  
Inserts – High grade rigid dielectric/N.A.  
Seals – Silicone/ N.A.
  - Metric Dimensions (mm) are indicated in parentheses.