

Specification


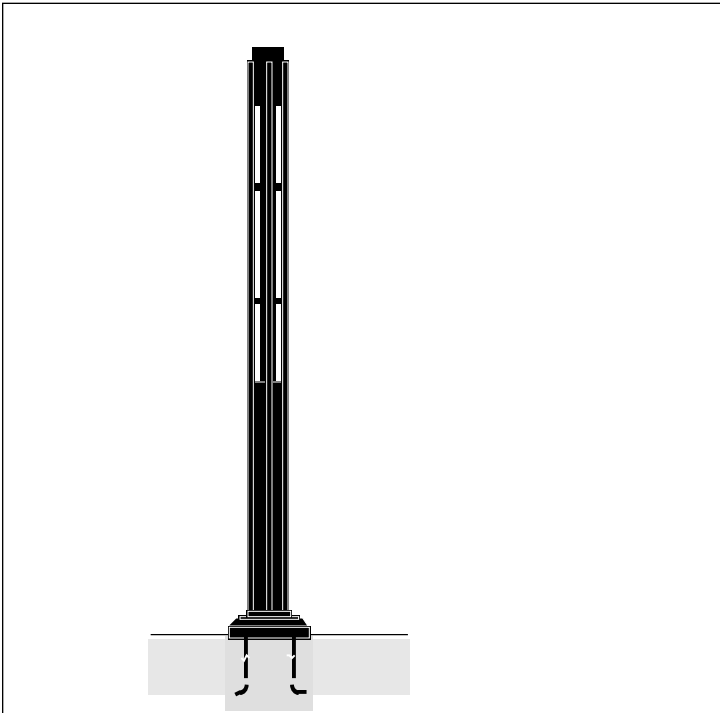
PCA

All exposed cast aluminum components are made of non corrosive pure aluminum copper free (Aluminum is less than .1% copper content.#356 alloy.)

Finish: All polyester powder baked coatings preceded with a 5 baths preparation process. Meets military grade MIL-C781706 with a 2000 hours salt spray test.

- Cast aluminum wiring access cover.
- Set of 4 galvanized anchor bolts with 8 nuts and washers.
- 6061 T6 alloy 4" OR 4 1/2" DIA.X .125" thick aluminum step pole with four side supports (1" dia.x 125" thick tubes)
- One-piece 1/2" thick cast aluminum base plate with pole collar adaptor and 4 reinforcing gussets.
- Two piece cast aluminum base cover.
- All stainless steel hardware.

PCA Aluminum pole (E.P.A)		Wall	80 Wt/ft	90 Wt/ft	100 Wt/ft	110 Wt/ft	120 Wt/ft
PCA10	10 FT	.125	7.9	6.1	4.7	3.9	3.2
PCA12	12 FT	.125	6.1	4.4	3.3	2.6	2.2
PCA14	14 FT	.125	3.6	2.5	1.8	1.4	1.1
PCA16	16 FT	.125	3.6	2.8	2.2	1.5	1.1



Mounting

Base plate is provided with a 3 3/4" dia. opening for power entry .
Galvanized anchor bolts :
Set of 3/4-10 x 18" lg. anchor bolts.

For options details and specifications, please refer to page 144

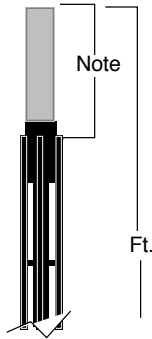
Model# Finish Options

PCA. : 4" O.D. Aluminum pole structure 1/8" wall

	Ft.		Ft.
<input type="checkbox"/> PCA10	10	<input type="checkbox"/> PCA16	16
<input type="checkbox"/> PCA12	12		
<input type="checkbox"/> PCA14	14		

Note: Pole is factory extended to accommodate selected luminaire attachment.

Please refer to pages 145 & 146 for poles/luminaires and attachment reference chart



- (Refer to color chart)
- Standard selection
- WHT: Snow white
 - BKT: Jet black
 - BZT: Bronze
 - GRT: Titanium gray
 - DGT: Gun metal
 - CHT: Champagne
 - MST: Matte silver
 - GNT: Forest green
- Optional colors
- CS: Custom color
 - RAL: RAL# color

- Electrical
- FS:** Fuse
 - PH1:** 120/277V photo cell
 - PH2:** 347V photo cell
 - GFI:** G.F.I. Ground fault interruption receptacle.

Note:
FS-PH1-PH2
Options are installed with pole when specified with a Luminaire.

luminaires may be altered for design improvements or discontinued without prior notice.

Side view

Important:
E.P.A. banner rating
(By others)
Must be compatible with
selected pole and luminaire E.P.A

BNR - BNR2
Single or double
adjustable and
removable
banner arm
E.P.A: 0.19
(Per arm)

BNR

BNR2

Cast aluminum 2 piece pole clamp assembly. Fits with a 4" dia. O.D. pole. On site installation.: Banner arm may rotate 360° around pole and adjusted to desired height. Banner arm may be removed for storage and reinstalled as desired. Add. suffix to selected catalog pole number.

Removable stopper disc

4" O.D.

1 1/2" Dia.

Clamp may rotate and slide along pole as desired

BNF (Single banner arm)

Post top 6"

2"

1 1/2" dia. aluminum tube

24"

Important:
E.P.A. banner rating
(By others)
Must be compatible with
selected pole and luminaire E.P.A

BNF: Single
BNF80: Double
Pre-positioned
banner arm.
E.P.A: 0.17
(Per arm)

BNF80 (2 banner arms at 180 deg.)

Post top 6"

Removable

Banner arm tube sleeve is factory prefixed to fit with a removable banner tube support. Banner arm tube may be removed for storage and reinstalled as desired. Add. suffix BNF or BNF80 to selected catalog pole number.

Street side

House side

*** BNF80**

Side mount luminaire direction (Factory setting)

Street side

House side

*** BNF**

Unless otherwise specified, Banner arms are factory preset at 6" for post top.

In line fuse
Option: **FS**

In line protection fuse, factory installed with the pole

Light photo sensor
Option: **PH1 -120V**
PH2 - 277 / 347V

Photo electric sensor, factory installed with the pole or inside fixture when pole is not required.

GFI receptacle
Option: **GFI**

Duplex gasketed ground fault interrupter receptacle.

Add selected option suffix code to pole catalog number

*** Note: BNF banner arm is factory installed on house side position. 180° away from Luminaire side mount installation, and 6" down from post top. For other positions, BNF80 banner arms are factory installed 90° away from Luminaire side mount installation, and 6" down from post top. For other positions, Please consult factory Please consult factory**

luminaires may be altered for design improvements or discontinued without prior notice.