

GREEN 1480/1550 NM MICRO-OPTIC WDM

MWDMG1514 Series

Product Description

Oplink's Micro-Optic Wavelength Division Multiplexer (MWDM) is based on thin-film filter technology and patented athermal platform for optical device. This device has very flat and wide passband, low insertion loss, and high isolation which makes it ideal for combining pump (1480nm) and signal light (1550nm) in Optical Fiber Amplification Systems. The MWDM is used in high-power applications in DWDM systems. Oplink MWDM devices are Bellcore GR-1221 qualification tested and complied with industry green initiatives such as Rohs and WEEE. All Oplink products are epoxy-free in the optical path.



Performance Specification

MWDMG1514 Series		Min	Typical	Max	Unit
Pass Channel Wavelength Range λ_1	Type 1514	1528		1610	nm
	Type 1415	1440		1493	nm
Reflection Channel Wavelength Range λ_2	Type 1514	1440		1493	nm
	Type 1415	1528		1610	nm
Insertion Loss *	Pass Channel @ λ_1			0.7	dB
	Reflect Channel @ λ_2			0.5	
Isolation	Reflect Channel @ λ_1	14			dB
	Pass Channel @ λ_2	30			
Passband Ripple				0.15	dB
Directivity		50			dB
Return Loss		50			dB
Polarization Dependent Loss				0.1	dB
Polarization Mode Dispersion				0.05	ps
Maximum Power Handling				500	mW
Fiber Type		Corning SMF-28			
Operating Temperature		0 to +70			°C
Storage Temperature		-40 to +85			°C
Package Dimensions **	250 μ m Bare Fiber 900 μ m Loose Tube	P1: (\varnothing) 5.5 x (L) 34.0 P2: (\varnothing) 5.5 x (L) 40.0			mm

Note:

* Values are referenced without connector loss.

** The mechanical tolerance should be +/-0.2 mm on all package dimensions unless otherwise custom specified.

*** The maximum IL is under all states of polarization and within the full operating temperature and wavelength ranges specified

Features

- ◆ Environmental Green Plan Compliance
- ◆ Wide Operating Wavelength Range
- ◆ Low Insertion Loss
- ◆ High Channel Isolation
- ◆ Ultra Flat Wide Passband
- ◆ Highly Stable & Reliable
- ◆ Epoxy-free Optical Path

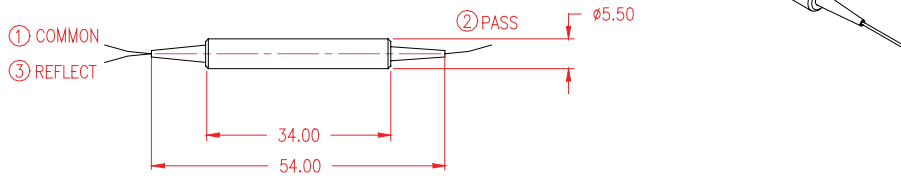
Applications

- ◆ Fiberoptic Amplifiers
- ◆ WDM Monitoring

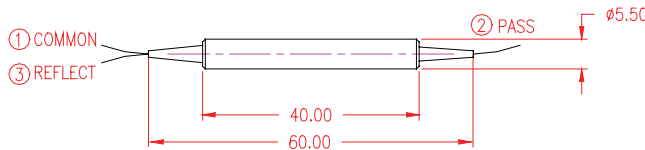
MWDMG1514 SERIES

Mechanical Drawing / Package Dimensions (dimension in mm)

P1: 250 µm bare fiber

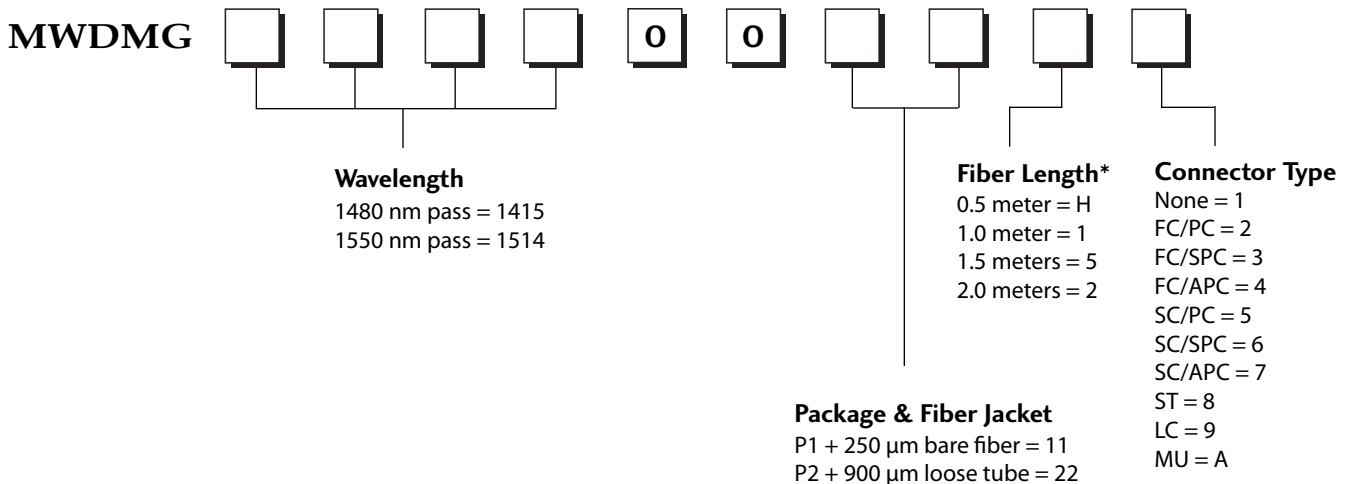


P2: 900 µm loose tube



Ordering Information

Oplink can provide a remarkable range of customized optical solutions. For detail, please contact Oplink's OEM design team or account manager for your requirements and ordering information (510) 933-7200.



* The tolerance of fiber length is +/-0.1m. 1 meter is standard.
The lead-time for special fiber length will be longer.