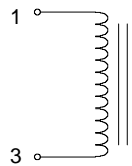
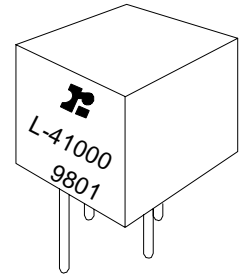


Miniature Encapsulated Inductors

Schematic



Encapsulated Multi-Purpose
High Inductance / Low Bias
Low Inductance / High Bias
Other Values Available



High Inductance / Low Bias

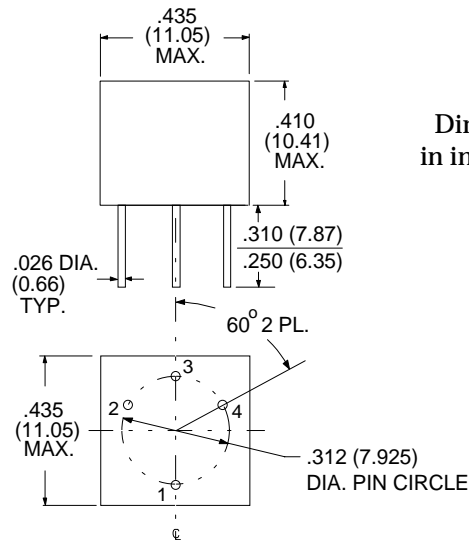
Part Number	L ⁽¹⁾ (H)	Q	DCR (Ω)	DCI (mA)
L-41000	6.0	2.0	522	.912
L-41001	3.5	1.9	267	1.18
L-41002	1.25	1.8	180	2.00
L-41003	0.3	1.7	40	4.23
L-41004	0.1	1.7	15	7.00

1. Tested at 10KHz and 100 mV_{RMS}

Low Inductance / High Bias

Part Number	L ⁽¹⁾ (mH)	Q	DCR (Ω)	DCI (mA)
L-41050	600	5.2	447	29
L-41051	400	5.1	300	41
L-41052	150	5.1	117	60
L-41053	35	5.0	26.0	125
L-41054	0.8	5.0	0.65	840

1. Tested at 10KHz and 100 mV_{RMS}



Dimensions in inches (mm)

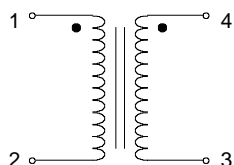
DUAL AUDIO INDUCTORS

3000 V_{RMS} Isolation between inductors

Part Number	L ⁽¹⁾ (mH)	DCR (Ω)	DCI (A)
L-41101	1	0.74	1.0
L-41102	5	1.95	.580
L-41103	10	4.45	.420
L-41104	20	11.3	.250
L-41105	50	27.0	.165

1. Tested at 10KHz and 100 mV_{RMS}

Schematic



See data sheets for additional information

Dimensions in inches (mm)

