



Spec. No.	PS-ND-08090304
Rev.	A

PRODUCT SPECIFICATION

Model No : CSM-88211S/88221S

Descriptions:

- 2.3 Inch 8X8 Dot-Matrix Display
- Dot Pitch 7.62mm
- CSM-88211: Column Anode, Row Cathode
- CSM-88221: Column Cathode, Row Anode
- Emitting Color: Super Bright Red



CUSTOMER APPROVED SIGNATURES	APPROVED BY	CHECKED BY	PREPARED BY

CHINA SEMICONDUCTOR CORPORATION
Address:2FL. NO.909,Chung-Cheng Road,
Chung-Ho City Taipei Hsien,Taiwan.

Tel:886-2-2223-9696
Fax:886-2-2223-9377

OPTO PLUS TECHNOLOGIES CO.,LTD
Address:696 Shun jiang Rd.,Ji Shan St.Shaoxing,
ZheJiang,China

Tel:86-0575-88623888
Fax:86-0575-88623112



Model No : CSM-88211S/88221S

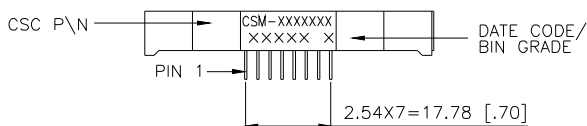
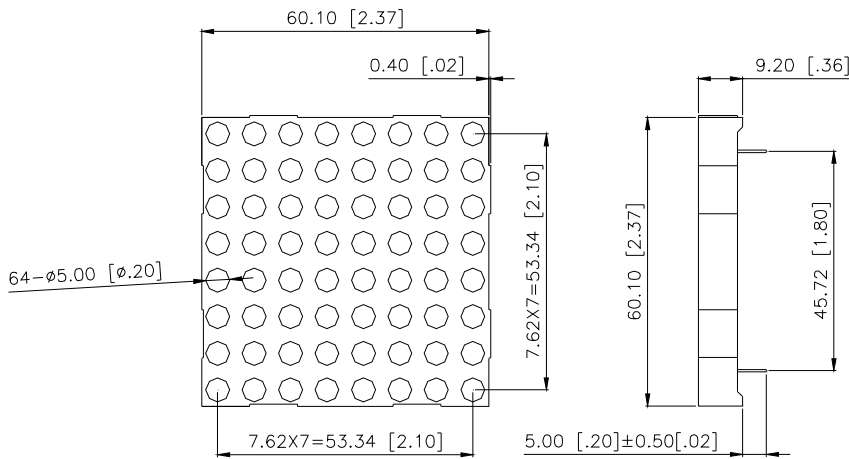
■ Features -

1. 2.3 inch (58.34mm) Matrix height.
2. 8x8 array with X-Y select.
3. RoHS compliant.
4. Low power consumption.
5. Easy mounting on P.C. board or socket.

■ Device Selection Guide -

Part No.	Chip		Description	
	Material	Emitted Color	Column	Row
CSM-88211S	AlGaAs	Super Bright Red	Anode	Cathode
CSM-88221S	AlGaAs	Super Bright Red	Cathode	Anode

■ Package Dimensions -



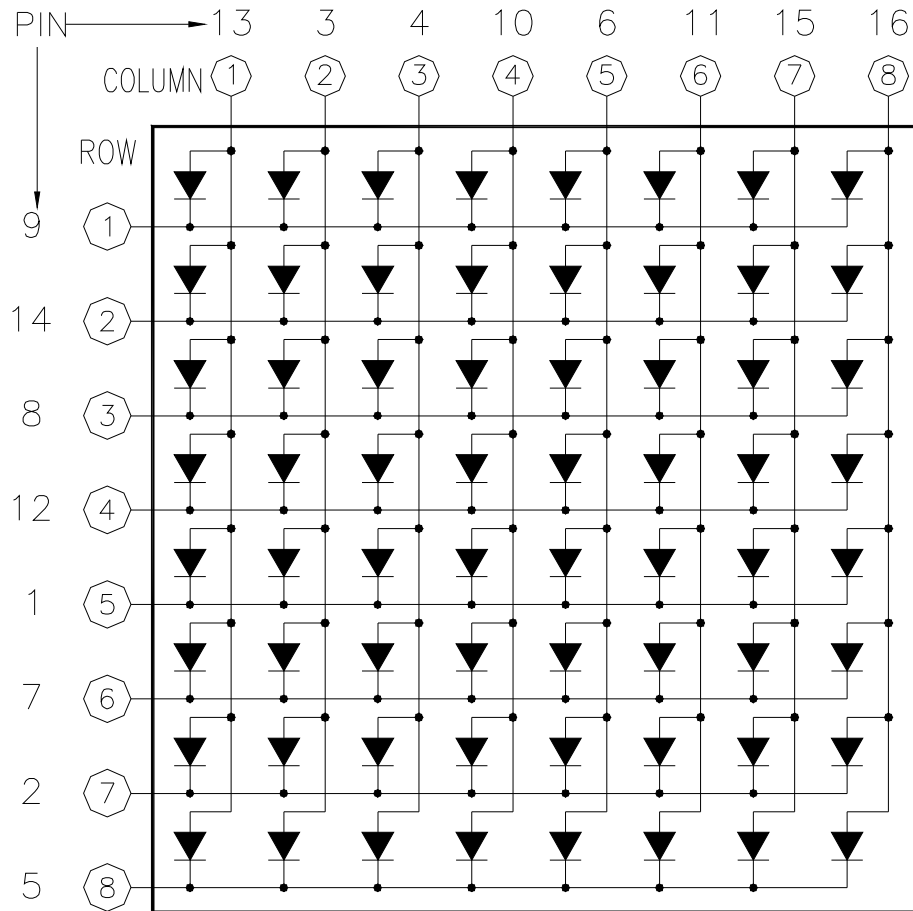
NOTE:

1. All pins are $\phi 0.5(.02)$.
2. Dimensions in millimeters (inch), tolerance is $\pm 0.25 (.01)$ unless otherwise noted.



Model No : CSM-88211S/88221S

Internal Circuit Diagrams -



CSM-88211 Column Anode, Row Cathode

CSM-88221 Column Cathode, Row Anode



Model No : CSM-88211S/88221S

■ Absolute Maximum Rating -

(Ta=25°C)

Parameter	Symbol	Rating	Unit
Power Dissipation Per Dice	P_{AD}	75	mW
Continuous Forward Current Per Dice	I_{AF}	30	mA
Peak Current Per Dice(duty cycle 1/10, 1kHz)	I_{PF}	120	mA
Derating Linear From 25°C Per Dice	-	0.42	mA/°C
Reverse Voltage Per Dice	V_R	5	V
Operating Temp.	T_{opr}	-35 ~ +85	°C
Storage Temp.	T_{stg}	-35 ~ +85	°C
Solder temperature 1/16 inch below seating plane for 3 seconds at 260°C			

■ Electro-optical Characteristics -

(Ta=25°C)

Parameter	Symbol	Min.	Typ.	Max.	Unit	Condition
Forward Voltage Per Dot	V_F	-	1.8	2.5	V	I _F =20mA
Luminous Intensity Per Dot	I_v	-	9	-	mcd	I _F =10mA
Peak Emission Wavelength	λ_p	-	660	-	nm	I _F =20mA
Dominant Wavelength	λ_d	-	644	-	nm	I _F =20mA
Spectrum Radiation Bandwidth	Δλ	-	20	-	nm	I _F =20mA
Reverse Current	I_R	-	-	100	μA	V _R =5V
Luminous Intensity Matching Ratio	IV-m	-	-	2:1	-	I _p =80mA 1/16Duty



Model No: CSM-88211S/88221S

Typical Electrical / Optical Characteristics Curves -

(Ta = 25°C Unless Otherwise Noted)

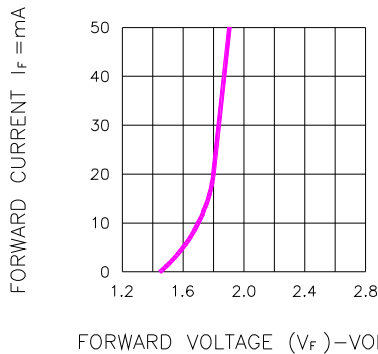


Fig.1 FORWARD CURRENT VS. FORWARD VOLTAGE

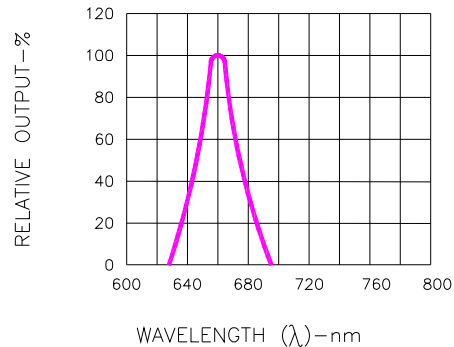


Fig.2 SPECTRAL RESPONSE

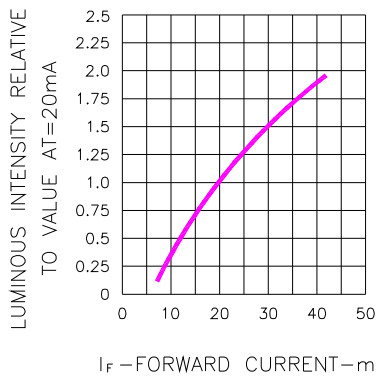


Fig.3 RELATIVE LUMINOUS INTENSITY VS. FORWARD CURRENT

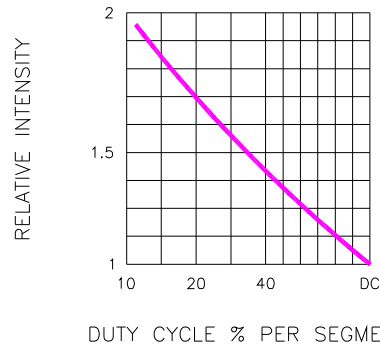


Fig.5 LUMINOUS INTENSITY VS. DUTY CYCLE

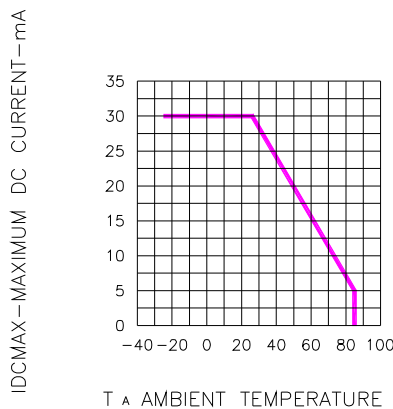


Fig.4 MAXIMUM ALLOWABLE DC CURRENT PER SEGMENT VS. A FUNCTION OF AMBIENT TEMPERATURE

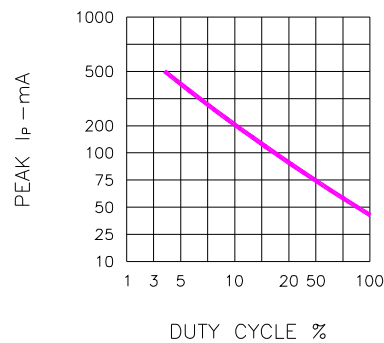


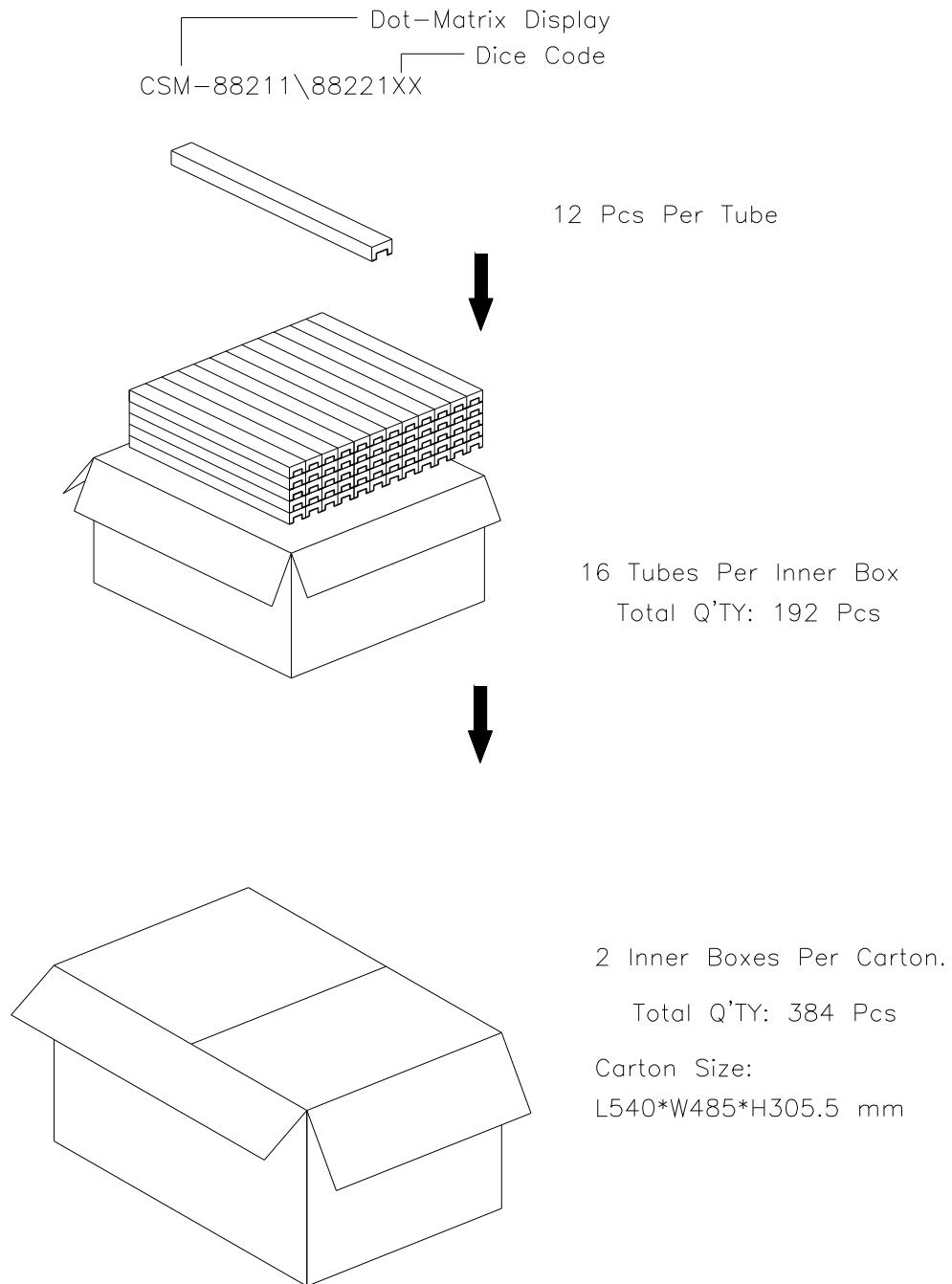
Fig.6 MAX PEAK CURRENT VS. DUTY CYCLE % (REFRESH RATE f=1 KHz)



Spec. No.	PS-ND-08090304
Rev.	A

Model No: CSM-88211S/88221S

■ Package Dimensions



Note: The specifications are subject to change without notice. Please contact us for updated information.