

LED BARGRAPH DISPLAY
BL-AR10B2510xx
■ Features:

- 10 bars, 25.4*10.1*6.8mm, LED light bar, BI-COLOR TYPE
- Ultra brightness available
- Low current operation.
- Excellent character appearance.
- Easy mounting on P.C. Boards or sockets.
- I.C. Compatible.
- RoHs Compliance


■ Electrical-optical characteristics: (Ta=25°C) (Test Condition: IF=20mA)

Part No	Chip			VF Unit:V		Iv TYP.(mcd)
	Emitted Color	Material	λ_p (nm)	Typ	Max	
BL-AR10B2510SG--XX	Super Red	AlGaInP	660	2.10	2.50	10
	Green	GaP/GaP	570	2.20	2.50	10
BL-AR10B2510EG-XX	Orange	GaAsP/GaP	635	2.10	2.50	10
	Green	GaP/GaP	570	2.20	2.50	10
BL-AR10B2510DUG-XX	Ultra Red	AlGaInP	660	2.10	2.50	30
	Ultra Green	AlGaInP	574	2.20	2.50	18
BL-AR10B2510UEUG-XX	Ultra Orange	AlGaInP	630	2.10	2.50	18
	Ultra Green	AlGaInP	574	2.20	2.50	18

--XX: Ref Surface / Epoxy color:

Number	0	1	2	3	4	5
Ref Surface Color	White	Black	Gray	Red	Green	
Epoxy Color	Water clear	White diffused	Red Diffused	Green Diffused	Yellow Diffused	

■ Absolute maximum ratings (Ta=25°C)

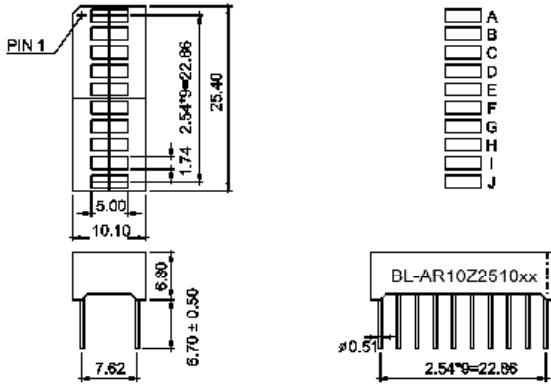
Parameter	S	G	E	D	UG	UE		U nit
Forward Current I_F	30	30	30	30	30	30		mA
Power Dissipation P_d	75	80	80	75	75	65		mW
Reverse Voltage V_R	5	5	5	5	5	5		V
Peak Forward Current I_{PF} (Duty 1/10 @1KHZ)	150	150	150	150	150	150		mA
Operation Temperature T_{OPR}	-40 to +80							°C
Storage Temperature T_{STG}	-40 to +85							°C
Lead Soldering Temperature T_{SOL}	Max.260±5°C for 3 sec Max. (1.6mm from the base of the epoxy bulb)							°C

LED BARGRAPH DISPLAY

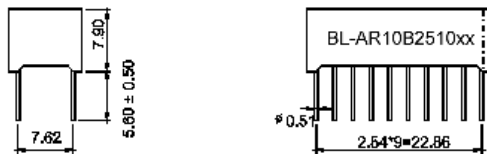
BL-AR10B2510xx

Package & Circuit

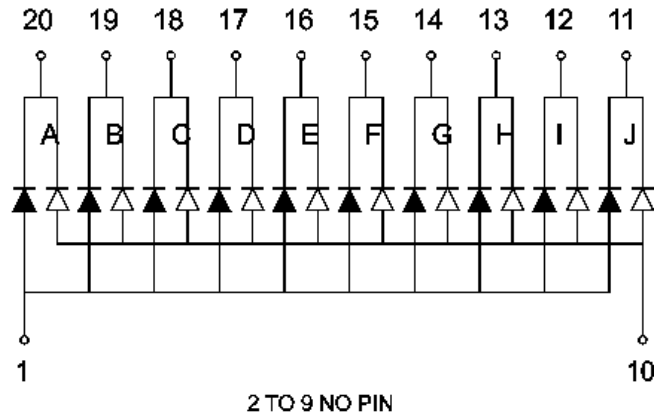
BL-AR10Z2510 Series



BL-AR10B2510 Series



BL-AR10Z2510xx



—▷ = GREEN —▷ = ORANGE

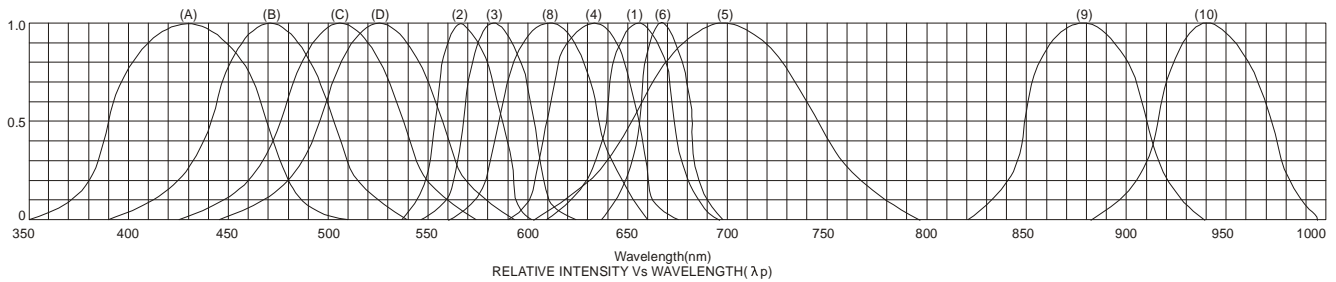
Notes:

- All dimensions are in millimeters (inches)
- Tolerance is $\pm 0.25(0.01)$ unless otherwise noted.
- Specifications are subject to change without notice.

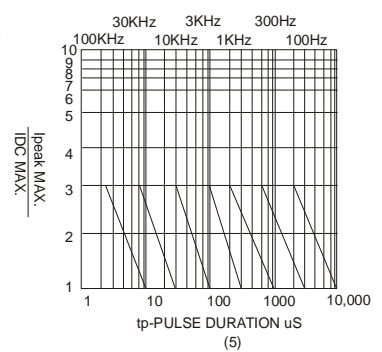
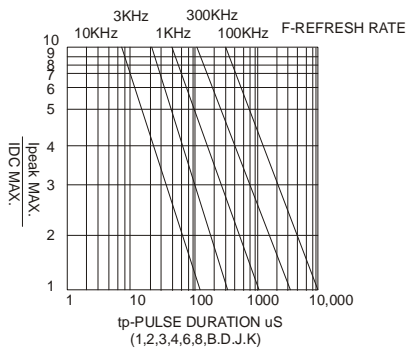
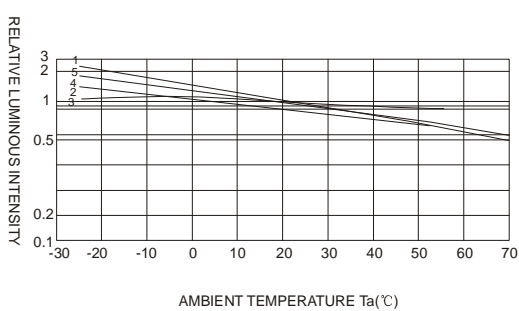
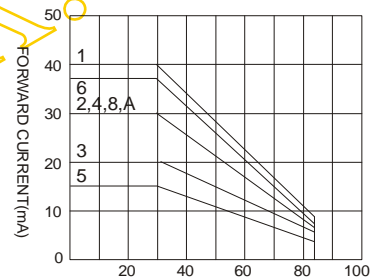
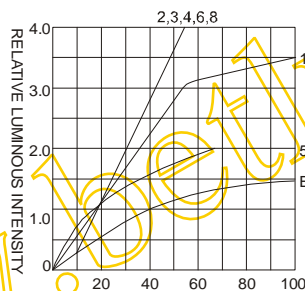
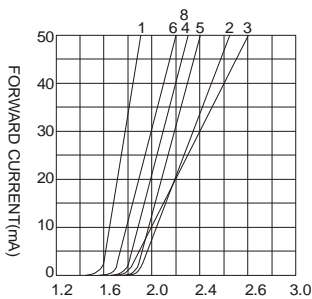
LED BARGRAPH DISPLAY

BL-AR10B2510xx

Typical electrical-optical characteristics curves:



- | | |
|---|--------------------------------------|
| (1) - GaAsP/GaAs 655nm/Red | (9) - GaAlAs 880nm |
| (2) - GaP 570nm/Yellow Green | (10) - GaAs/GaAs & GaAlAs/GaAs 940nm |
| (3) - GaAsP/GaP 585nm/Yellow | (A) - GaN/SiC 430nm/Blue |
| (4) - GaAsP/GaP 635nm/Orange & Hi-Eff Red | (B) - InGaN/SiC 470nm/Blue |
| (5) - GaP 700nm/Bright Red | (C) - InGaN/SiC 505nm/Ultra Green |
| (6) - GaAlAs/GaAs 660nm/Super Red | (D) - InGaN/SiC 525nm/Ultra Green |
| (8) - GaAsP/GaP 610nm/Super Red | |



NOTE:25°C free air temperature unless otherwise specified