


CTDO5022HC Series

From 0.78 μH to 15 μH



SPECIFICATIONS

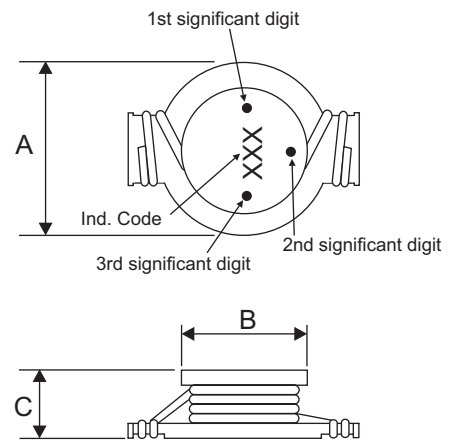
Parts are available in $\pm 20\%$ tolerance only.
CTDO5022PE Please specify "F" for RoHS Compliant

Part Number	Inductance (μH)	L Test Freq. (kHz)	DCR Max. (m Ω)	SRF Typ. (MHz)	Isat Typ. (A)	Irms (A)
CTDO5022P_-781HC	0.78	100	2.6	156	30	15
CTDO5022P_-152HC	1.5	100	4.0	100	25	15
CTDO5022P_-222HC	2.2	100	6.1	75	20	12
CTDO5022P_-332HC	3.3	100	8.6	60	17	10
CTDO5022P_-392HC	3.9	100	10	55	15	9.0
CTDO5022P_-472HC	4.7	100	14	40	13	8.4
CTDO5022P_-602HC	6.0	100	17	35	12	7.5
CTDO5022P_-782HC	7.8	100	18	35	11	7.5
CTDO5022P_-103HC	10	100	26	28	10	6.0
CTDO5022P_-153HC	15	100	32	20	8.0	4.4

PHYSICAL DIMENSIONS

Size	A Max.	B Typ.	C Max.	D Max.
mm	16.26	12.7	8	22.35
inches	0.64	0.5	0.32	0.88

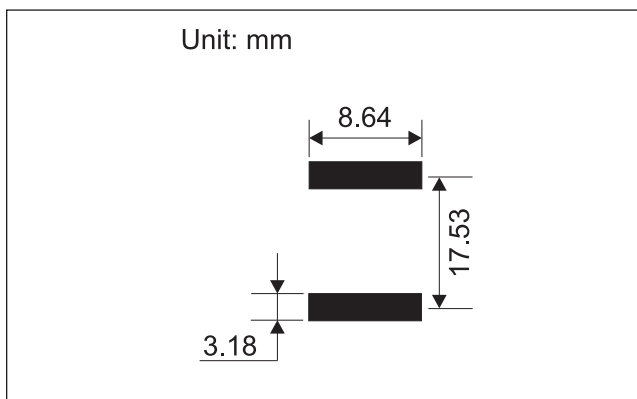
Parts will be marked with Significant Digit Dots OR Inductance Code



CHARACTERISTICS

- Description:** SMD (high current) power inductor
- Applications:** DC/DC converters, computers, LCD displays, telecommunication equipment and PDA palm tops.
- Operating Temperature:** -40°C to $+85^{\circ}\text{C}$
- ΔT :** 40°C typically at Irms.
- Inductance Tolerance:** $\pm 20\%$
- Inductance Drop:** 10% typically at Isat.
- Testing:** Inductance is tested on an HP4285A at 100 kHz.
- Packaging:** Tape & Reel.
- Marking:** Color dots OR Inductance code.
- Miscellaneous:** RoHS Compliant available.
- Additional Information:** Additional electrical & physical information available upon request.
- Samples available.** See website for ordering information.

PAD LAYOUT



01.14.05