


Multilayer Ferrite Beads



MECHANICAL SPECIFICATIONS

Solderability: 90 % coverage after 5 second dip in 235 °C solder following 60 second preheat at 120 °C to 150 °C and type R flux dip

Resistance To Solder Heat: 10 seconds in 260 °C solder after preheat and flux per above

Terminal Strength: 1.0 kilograms (2.2 pounds) minimum for 30 seconds

Beam Strength: 2.0 kilograms (4.4 pounds) minimum

FEATURES

- High reliability
- Surface mountable
- Magnetically self shielded
- Nickel barrier plating virtually eliminates silver migration
- 100 % lead (Pb)-free and RoHS compliant



RoHS
COMPLIANT

ENVIRONMENTAL SPECIFICATIONS

Operating Temperature: - 55 °C to + 125 °C

Thermal Shock: 300 cycles, - 40 °C to + 125 °C

Biased Humidity: 85 % RH at 85 °C, 1000 hours at full rated current

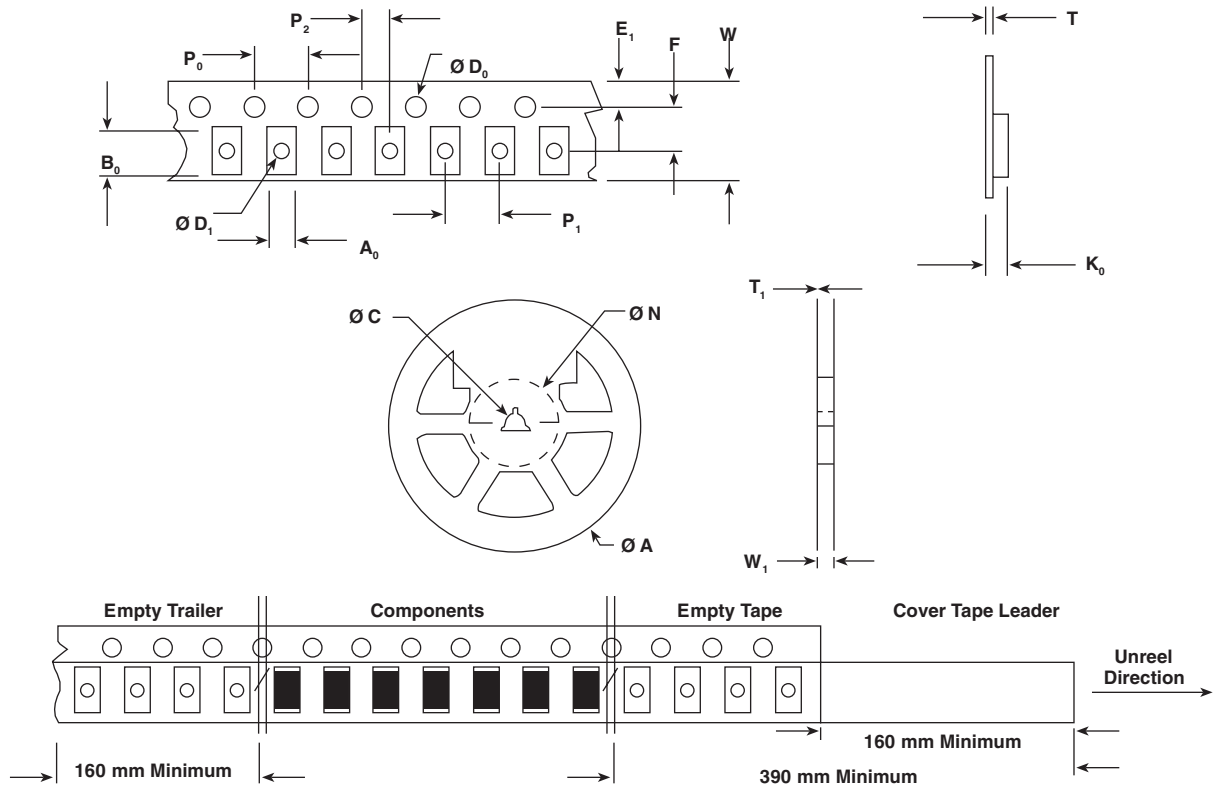
STANDARD ELECTRICAL SPECIFICATIONS				
IMPEDANCE (Ohms)	TOL.	FREQUENCY (MHz)	DCR MAX. (Ohms)	RATED DC CURRENT (mA)
19	± 25 %	100	0.05	500
26	± 25 %	100	0.05	500
31	± 25 %	100	0.05	500
50	± 25 %	100	0.10	600
60	± 25 %	100	0.10	600
70	± 25 %	100	0.10	600
80	± 25 %	100	0.20	400
90	± 25 %	100	0.20	400
100	± 25 %	100	0.20	400
120	± 25 %	100	0.20	400
150	± 25 %	100	0.20	300
200	± 25 %	100	0.20	300
300	± 25 %	100	0.30	300
500	± 25 %	100	0.30	200
600	± 25 %	100	0.30	200
800	± 25 %	100	0.30	200
1000	± 25 %	100	0.40	200
1200	± 25 %	100	0.40	100
1500	± 25 %	50	0.50	100
2000	± 25 %	30	0.50	100

DIMENSIONS in inches [millimeters]			
Dimensional Outline			
A	B	C	D
0.126 ± 0.008 [3.20 ± 0.2]	0.063 ± 0.008 [1.6 ± 0.2]	0.02 ± 0.012 [0.5 ± 0.3]	0.043 ± 0.008 [1.1 ± 0.2]
Suggested Pad Layout			
E	F	G	H
0.173 [4.4]	0.055 [1.4]	0.087 [2.2]	0.043 [1.1]

PACKAGING OPTIONS
<ul style="list-style-type: none"> • Bulk: 1000 pieces per plastic bag • Tape and Reel: Paper carrier tape, 3000 pieces per reel

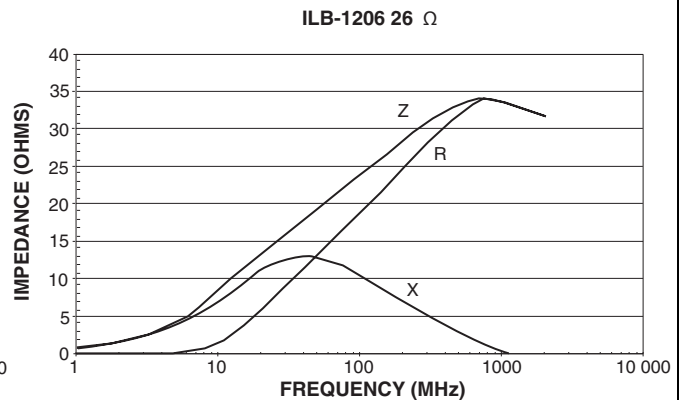
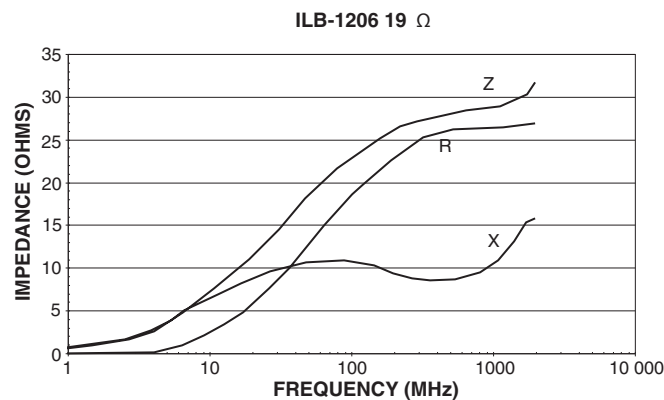
DESCRIPTION				
ILB-1206 MODEL	19 Ω IMPEDANCE VALUE	± 25 % IMPEDANCE TOLERANCE	ER PACKAGE CODE	e3 JEDEC LEAD (Pb)-FREE STANDARD
GLOBAL PART NUMBER				
I L B	1 2 0 6	E R	1 9 0	V
PRODUCT FAMILY	SIZE	PACKAGE CODE	IMPEDANCE VALUE	IMPEDANCE TOLERANCE

TAPE AND REEL SPECIFICATIONS in inches [millimeters]

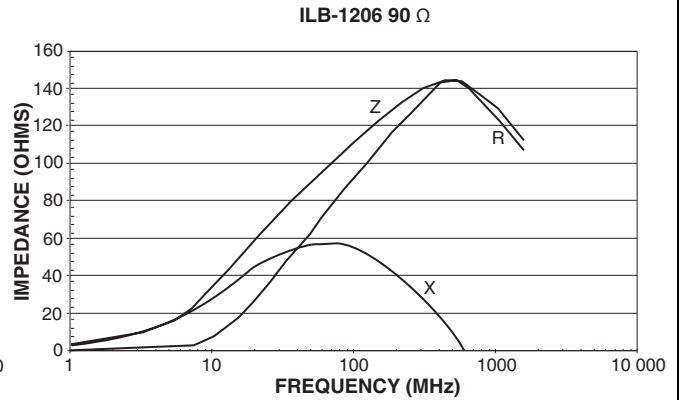
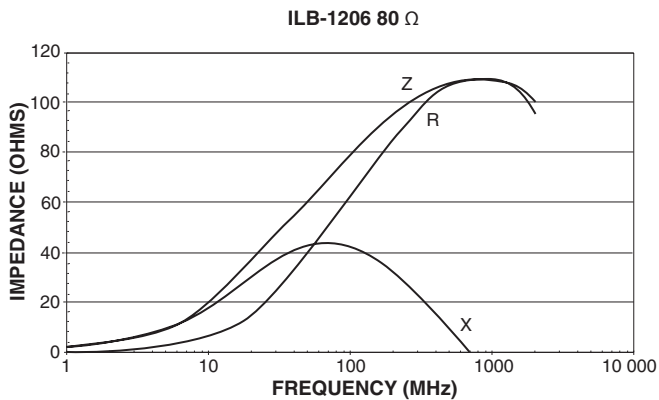
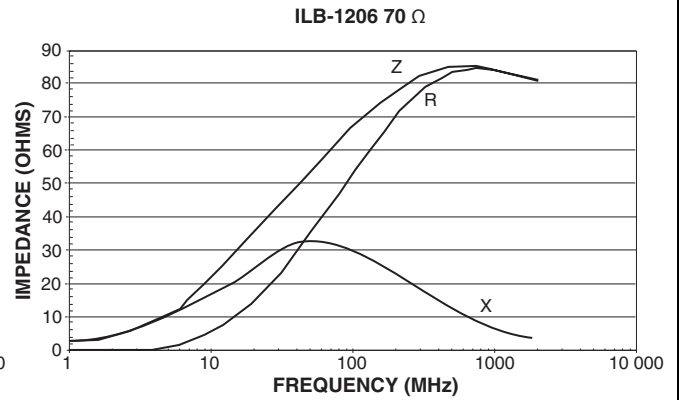
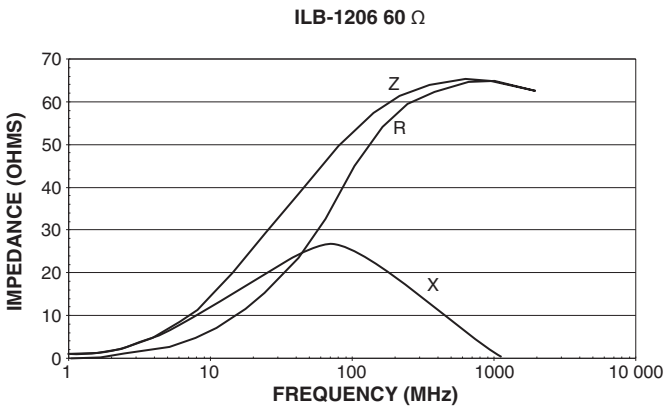
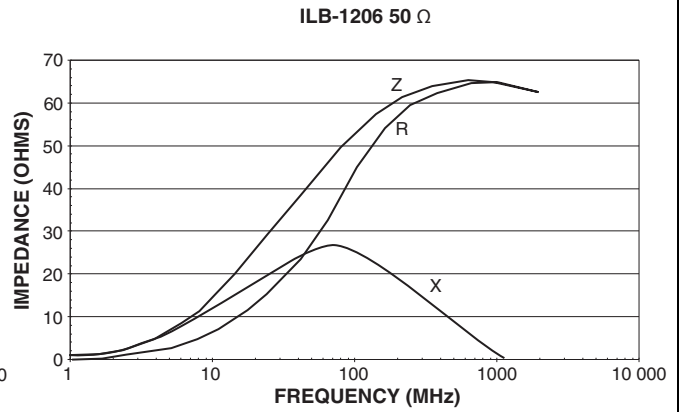
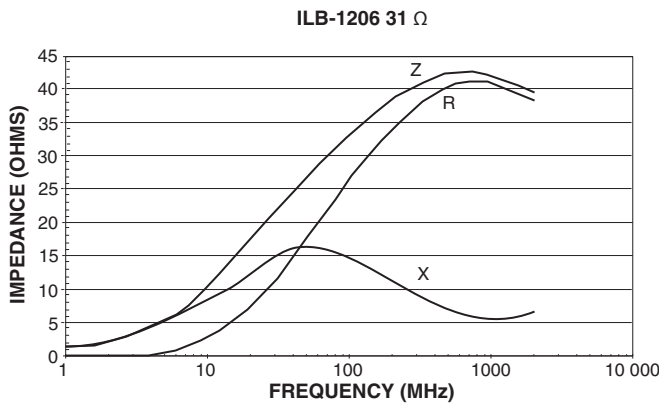


A₀	0.071 ± 0.008 [1.8 ± 0.2]	P₂	0.079 ± 0.002 [2.00 ± 0.05]
B₀	0.14 ± 0.006 [3.45 ± 0.15]	W	0.327 Max. [8.3 Max.]
D₀	0.059 + 0.005/- 0.000 [1.5 + 0.127]	T	0.009 ± 0.002 [0.2 ± 0.05]
D₁	0.039 Min. [1.0 Min.]	A	7.000 ± 0.079 [178 ± 2.0]
E₁	0.069 ± 0.004 [1.75 ± 0.1]	N	2.500 [63.5]
F	0.138 ± 0.002 [3.50 ± 0.05]	C	0.512 ± 0.020 [13.00 + 0.50]
K₀	0.049 ± 0.002 [1.24 ± 0.05]	W₁	0.315 + 0.059/- 0.00 [8.00 + 1.50]
P₀	0.157 ± 0.004 [4.00 ± 0.1]	T₁	0.079 ± 0.002 [2.00 ± 0.05]
P₁	0.157 ± 0.004 [4.00 ± 0.1]		

TYPICAL CURVES - FREQUENCY CHARACTERISTICS OF Z, X AND R

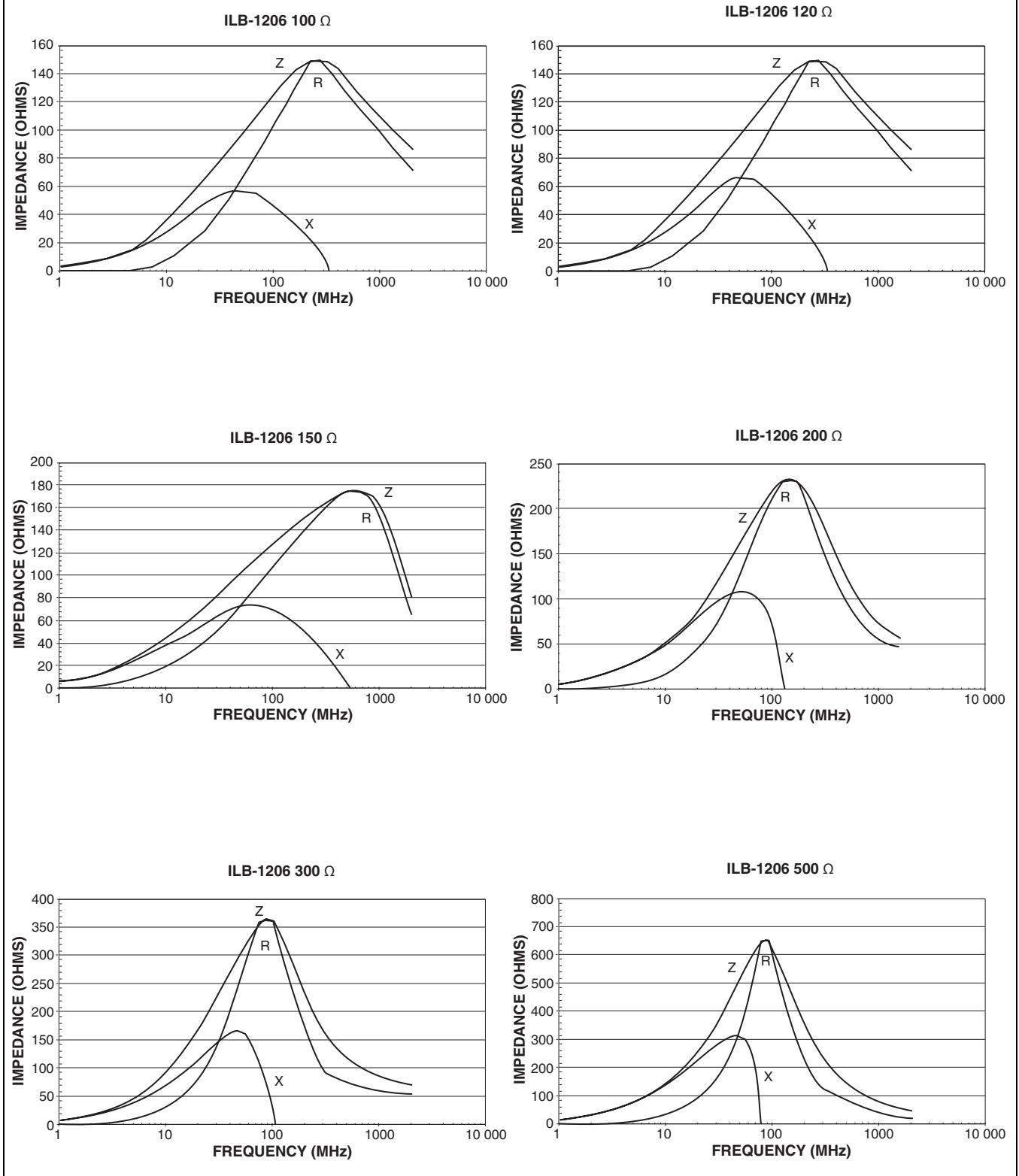


TYPICAL CURVES - FREQUENCY CHARACTERISTICS OF Z, X AND R

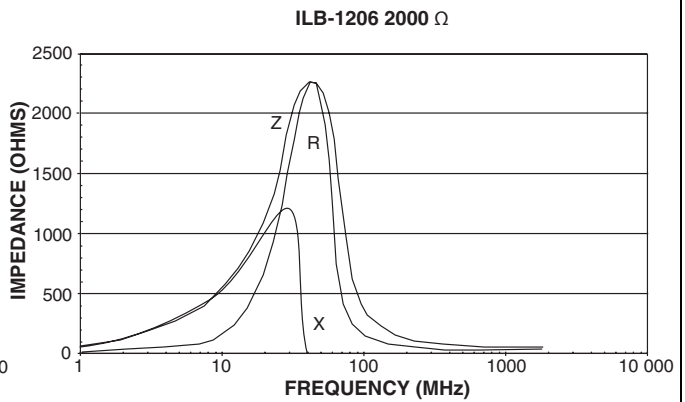
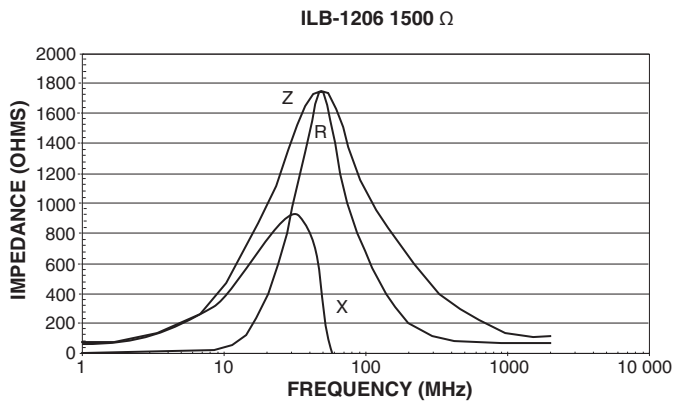
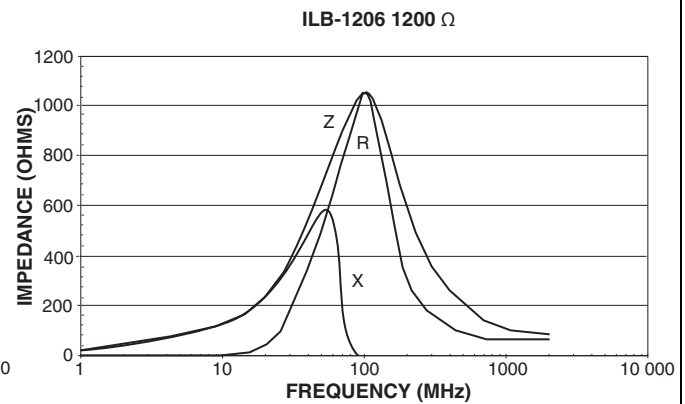
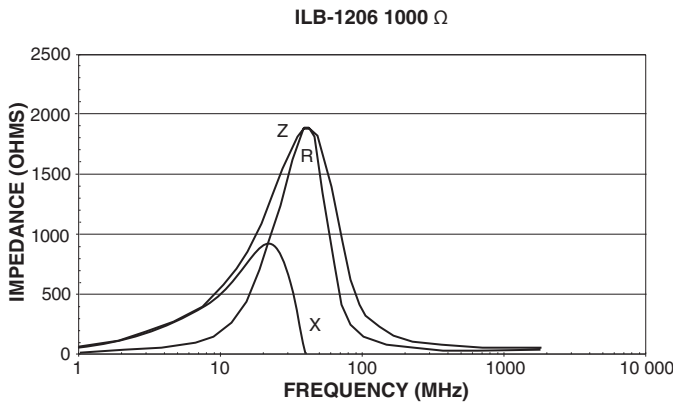
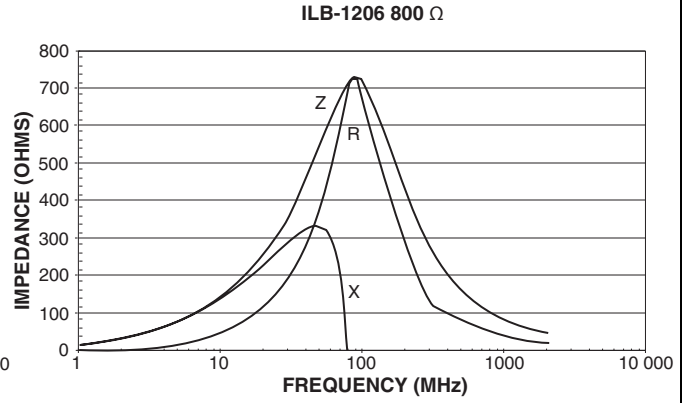
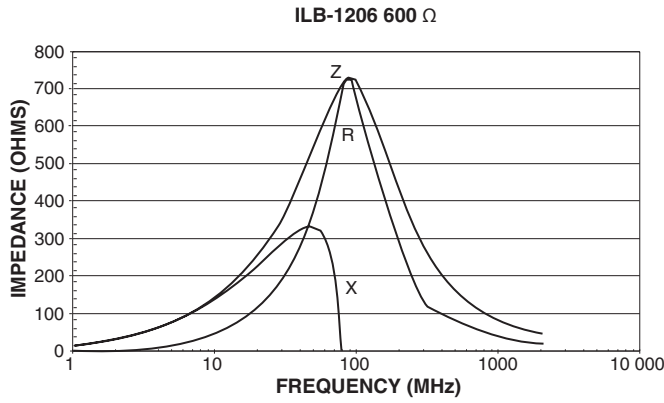




TYPICAL CURVES - FREQUENCY CHARACTERISTICS OF Z, X AND R



TYPICAL CURVES - FREQUENCY CHARACTERISTICS OF Z, X AND R





Disclaimer

All product specifications and data are subject to change without notice.

Vishay Intertechnology, Inc., its affiliates, agents, and employees, and all persons acting on its or their behalf (collectively, "Vishay"), disclaim any and all liability for any errors, inaccuracies or incompleteness contained herein or in any other disclosure relating to any product.

Vishay disclaims any and all liability arising out of the use or application of any product described herein or of any information provided herein to the maximum extent permitted by law. The product specifications do not expand or otherwise modify Vishay's terms and conditions of purchase, including but not limited to the warranty expressed therein, which apply to these products.

No license, express or implied, by estoppel or otherwise, to any intellectual property rights is granted by this document or by any conduct of Vishay.

The products shown herein are not designed for use in medical, life-saving, or life-sustaining applications unless otherwise expressly indicated. Customers using or selling Vishay products not expressly indicated for use in such applications do so entirely at their own risk and agree to fully indemnify Vishay for any damages arising or resulting from such use or sale. Please contact authorized Vishay personnel to obtain written terms and conditions regarding products designed for such applications.

Product names and markings noted herein may be trademarks of their respective owners.