

[Products](#)

[Technical](#)

[About Us](#)

[Contact Us](#)

Catalog Part Search:

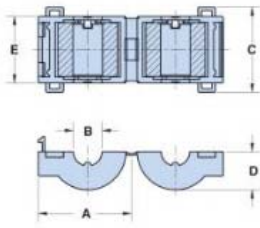


Figure 3

Part Number: 0443665806
 Frequency Range: Broadband Frequencies 25-300 MHz (43 & 44 materials)
 Description: CSRA26/22/21-43-9.2 43 ROUND CABLE CORE ASSEMBLY
 Application: Suppression Components
 Where Used: Cable Component
 Part Type: Round Cable Snap-its
 Preferred Part:

Part Type Information

Mechanical Specifications

Weight: 13.00 (g)

[View Chart Legend](#)

Dim	mm	mm tol	nominal inch	inch misc.	Land Patterns					Winding Information				
					V	W (ref)	X	Y	Z	Turns Tested	Wire Size	1st Wire Length	2nd Wire Length	
A	26.30	-	1.035	-	-	-	-	-	-	-	-	-	-	-
B	9.50	-	0.374	-	Reel Information					Pkg Size				
C	21.40	-	0.843	-	Tape Width mm	Pitch mm	Parts 7" Reel	Parts 13" Reel	Parts 14" Reel	Connector Plate				
D	11.00	-	0.433	-	-	-	-	-	-	# Holes	# Rows			
E	16.40	-	0.646	-	Cable Information									
F	-	-	-	-	Max Diameter	Max Dimension	Solid Equivalent	Flat Cable Cores						
G	-	-	-	-	9.200	-	2643665802	-						
H	-	-	-	-	.362	-	-	-						
J	-	-	-	-	-	-	-	-						
K	-	-	-	-	-	-	-	-						

Electrical Specifications

Typical Impedance (Ω)	
10 MHz	23
25 MHz†	41
100 MHz†	88
250 MHz	122

Electrical Properties	
-	-

Ferrite Material Constants

Specific Heat	0.25 cal/g ^o C
Thermal Conductivity	10x10 ⁻³ cal/sec/cm ^o C
Coefficient of Linear Expansion	8 - 10x10 ⁻⁶ / ^o C
Tensile Strength	4.9 kgf/mm ²
Compressive Strength	42 kgf/mm ²
Young's Modulus	15x10 ³ kgf/mm ²
Hardness (Knoop)	650
Specific Gravity	≈ 4.7 g/cm ³

The above quoted properties are typical for Fair-Rite MnZn and NiZn ferrites.

43 Material Specifications:

This NiZn is our most popular ferrite for suppression of conducted EMI from 20 MHz to 250 MHz. This material is also used for inductive applications such as high frequency common-mode chokes.

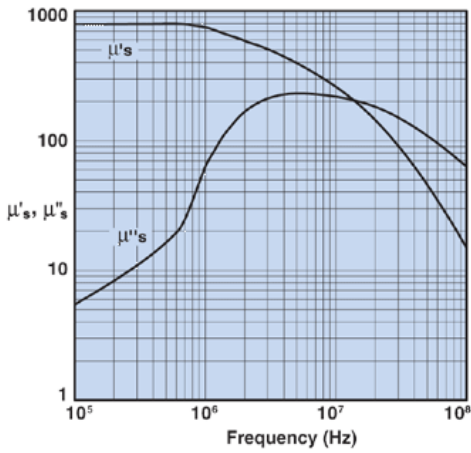
EMI suppression beads, beads on leads, SM beads, multi-aperture cores, round cable EMI suppression cores, round cable snap-its, flat cable EMI suppression cores, flat cable snap-its, miscellaneous

Property	Unit	Symbol	Value
Initial Permeability @ B < 10 gauss		μ _i	800
Flux Density @ Field Strength	gauss oersted	B H	2900 10
Residual Flux Density	gauss	B _r	1300
Coercive Force	oersted	H _c	0.45

suppression cores, bobbins, and toroids are all available in 43 material.

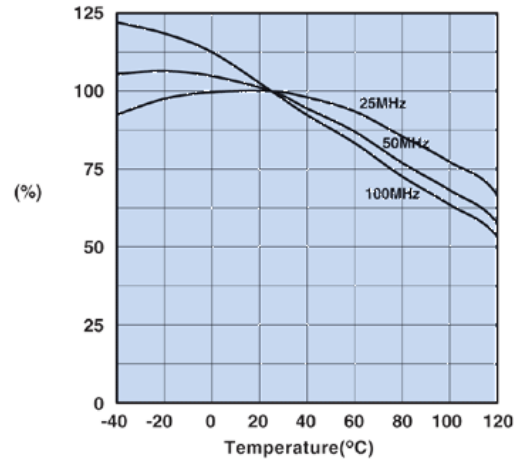
Loss Factor @ Frequency	10 ⁻³ MHz	$\tan \delta/\mu_i$	250 1.0
Temperature Coefficient of Initial Permeability (20 -70°C)	%/°C		1.25
Curie Temperature	°C	T _c	>130
Resistivity	Ω cm	ρ	1x10 ⁵

Complex Permeability vs. Frequency



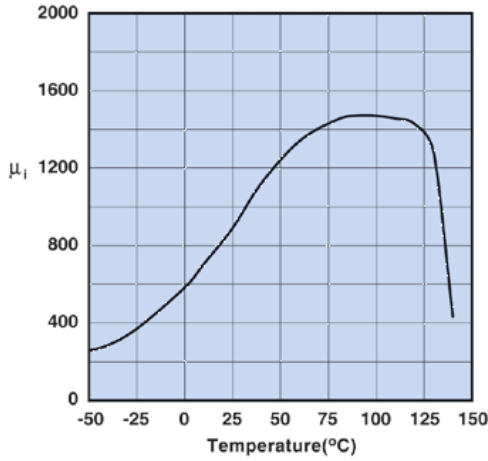
Measured on a 17/10/6mm toroid using the HP 4284A and the HP 4291A.

Percent of Original Impedance vs. Temperature



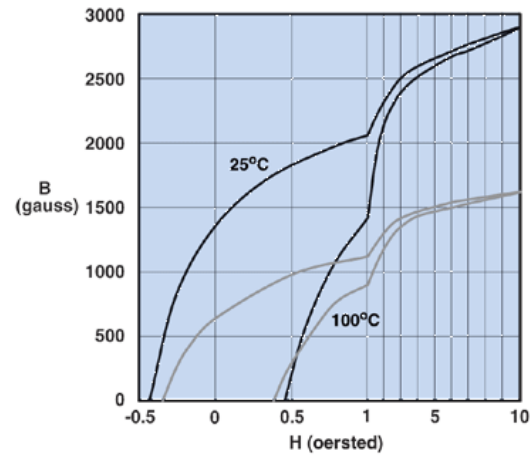
Measured on a 2643000301 using the HP4291A.

Initial Permeability vs. Temperature



Measured on a 17/10/6mm toroid at 100kHz.

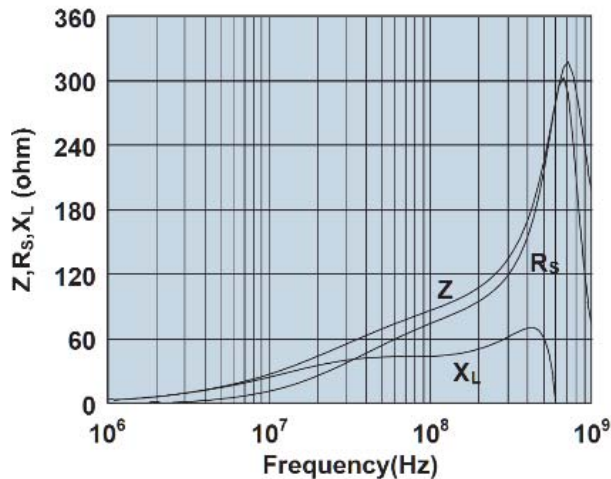
Hysteresis Loop



Measured on a 17/10/6mm toroid at 10kHz.

Impedance Curve

0443665806



Impedance, reactance, and resistance vs. frequency.

(c) Copyright www.fair-rite.com 2007. All Rights Reserved. Site Map
Telephone: (888)324-7748 Application Engineering questions: ferrites@fair-rite.com Web Site Questions: webmaster@fair-rite.com