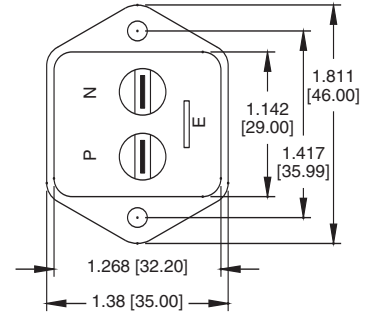
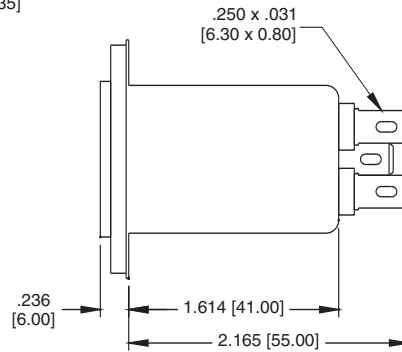
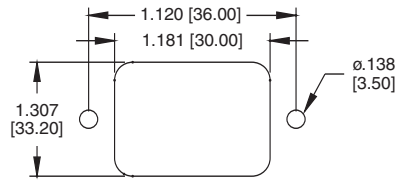
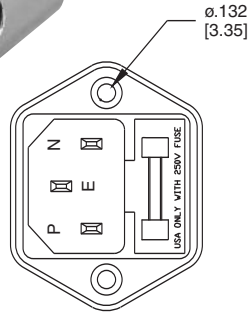


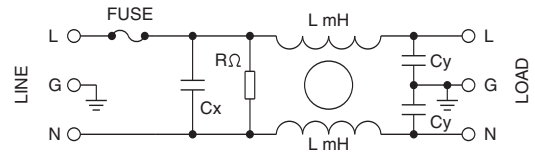
Recommended Panel Cut-Out



PLF-10DZ2R



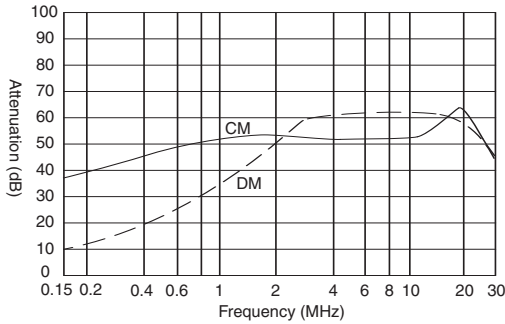
PART NUMBER	RATED VOLTAGE	RATED CURRENT	GROUND CAPACITANCE	LEAKAGE CURRENT
PLF-1DZ2R	250V AC	1 AMP	2.2 nF	0.5mA MAX.
PLF-3DZ2R	250V AC	3 AMP	2.2 nF	0.5mA MAX.
PLF-6DZ2R	250V AC	6 AMP	2.2 nF	0.5mA MAX.
PLF-10DZ2R	250V AC	10 AMP	2.2 nF	0.5mA MAX.



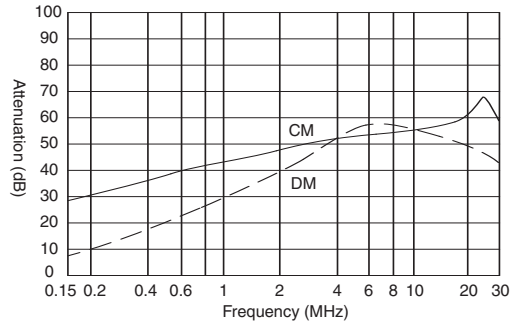
CIRCUIT DIAGRAM

Insertion Loss in dB (Measured in 50Ω systems, as IEC / cispr No. 17)

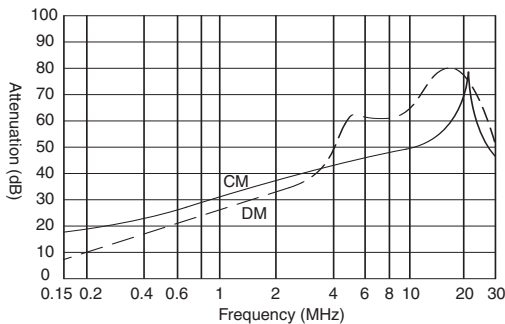
PLF-1DZ2R



PLF-3DZ2R



PLF-6DZ2R



PLF-10DZ2R

