



2GBJ005 thru 2GBJ10

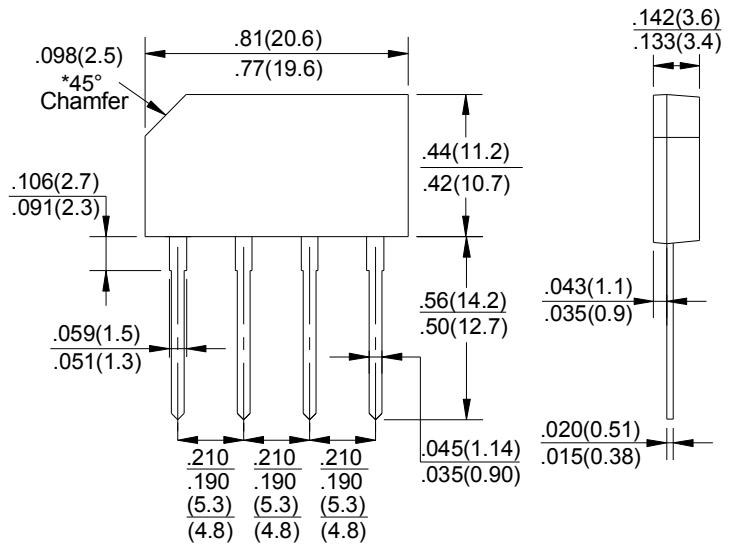
GLASS PASSIVATED BRIDGE RECTIFIERS

REVERSE VOLTAGE - 50 to 1000Volts
FORWARD CURRENT - 2.0 Amperes

FEATURES

- Surge overload rating -60amperes peak
- Ideal for printed circuit board
- Plastic material has U/L flammability classification 94V-0
- Mounting position:Any

2GBJ



Dimensions in inches and (millimeters)

MAXIMUM RATINGS AND ELECTRICAL CHARACTERISTICS

Rating at 25°C ambient temperature unless otherwise specified.

Resistive or inductive load,60HZ.

For capacitive load, derate current by 20%

CHARACTERISTICS	SYMBOL	2GBJ 005	2GBJ 01	2GBJ 02	2GBJ 04	2GBJ 06	2GBJ 08	2GBJ 10	UNIT
Maximum Recurrent Peak Reverse Voltage	V _{RRM}	50	100	200	400	600	800	1000	v
Maximum RMS Bridge Input Voltage	V _{RMS}	35	70	140	280	420	560	700	v
Maximum DC Blocking Voltage	V _{DC}	50	100	200	400	600	800	1000	v
Maximum Average Forward Rectified Output Current @ T _A =50°C	I <sub(av)< sub=""></sub(av)<>	2.0							A
Peak Forward Surge Current 8.3ms Single Half Sine-Wave Super Imposed on Rated Load	I _{FSM}	60							A
Maximum Forward Voltage Drop Per Bridge Element at 2.0A Peak	V _F	1.1							v
Maximum Reverse Current at Rated DC Blocking Voltage Per Element	I _R	10.0							μA
Maximum Reverse Current at Rated DC Blocking Voltage Per Element @ T _J =100°C	I _R	1.0							mA
Operating Temperature Range	T _J	-55 to +150							°C
Storage Temperature Range	T _{STG}	-55 to +150							°C

FIG.1- DERATING CURVE
OUTPUT RECTIFIED CURRENT

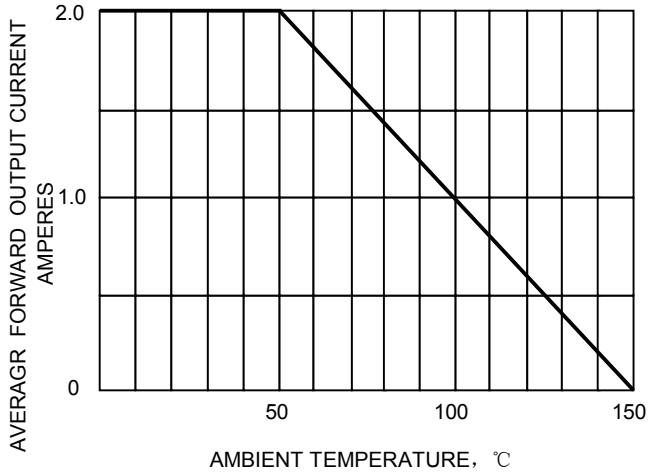


FIG.2-TYPICAL FORWARD
CHARACTERISTICS

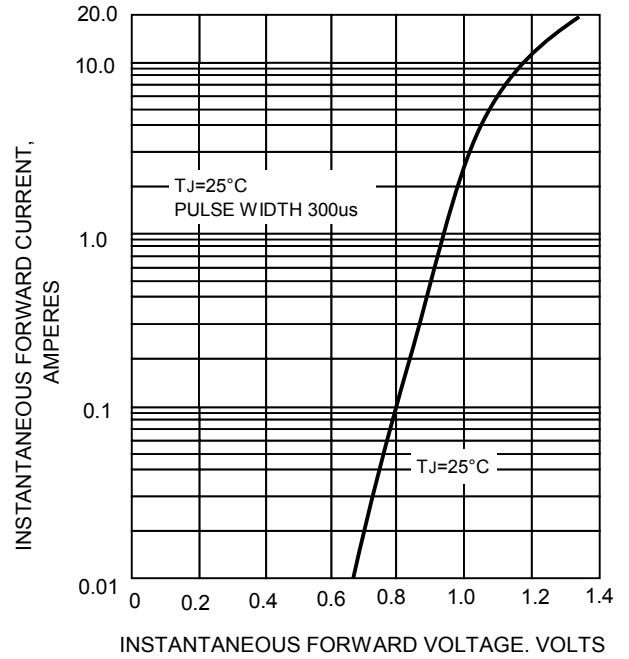


FIG.3-TYPICAL REVERSE
CHARACTERISTICS

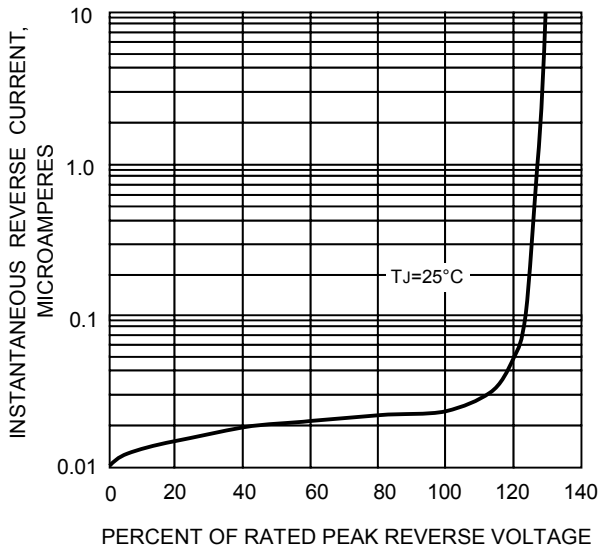


FIG.4-MAXIMUM FORWARD SURGE CURRENT

