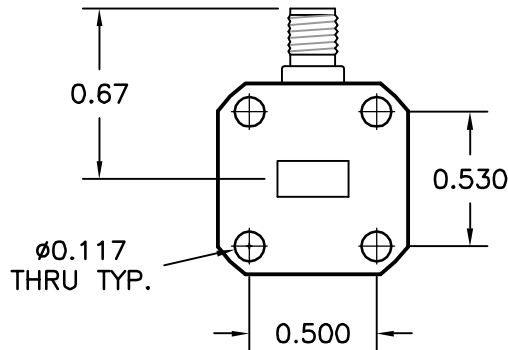
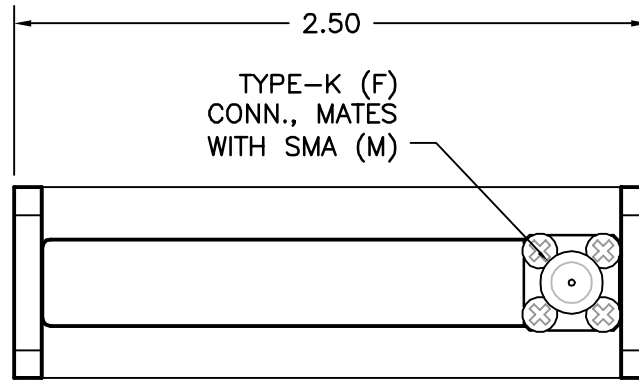
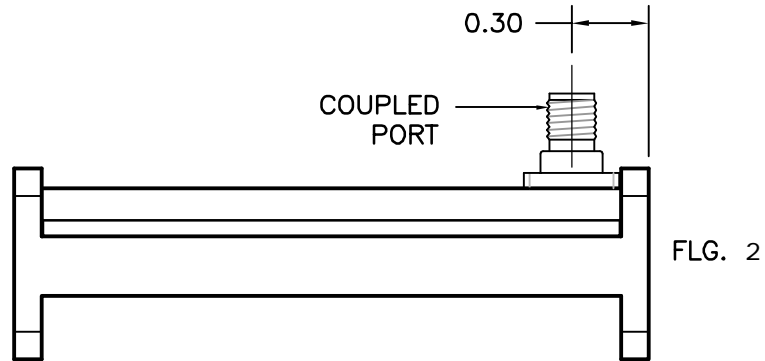


REV. A	AUTH. R.L.	DATE 7/17/03	INITIAL RELEASE	APPROVED
REV. B	AUTH. R.L.	DATE 04/16/05	NOTES REVISED	APPROVED



FLG. 1
(INPUT)



MODEL SPECIFICATIONS

MECHANICAL

MODEL NUMBER(S): 28-331A-XX*-6-6
 28-332A-XX*-6-6
 *SUBSTITUTE WITH DESIRED COUPLING VALUE (dB)

MATERIAL: 6061/T-6 ALUM.
 BODY: STAINLESS STEEL
 CONNECTORS: UNIQUE CORROSION RESISTANT 316 STAINLESS
 FINISH: STEEL EPOXY COATING
 FLANGES: WR28 COVER TYPE IS STD., EQUIV. TO UG 599/U

MATERIAL	SEE NOTES	TREATMENT	-	DRAWN	R. LYNCH	DATE	7/17/03
FINISH	SEE NOTES	MOD. NO.	SEE NOTES	CHECKED		DATE	
OUTLINE, WR28 COUPLER SHORT LENGTH HIGH DIRECTIVITY				APPROVED		DATE	
				CAGE CODE: ORB84		DO NOT SCALE DWG	
ADVANCED TECHNICAL MATERIALS, INC. 49 RIDER AVE., PATCHOGUE N.Y. 11772 TEL: (631) 289-0363 FAX: (631) 289-0358 http://www.atmmicrowave.com				UNLESS OTHERWISE NOTED DIMENSIONS ARE IN INCHES TOLERANCES ARE:		FRACTIONS ±1/64 DECIMALS ±.03 ANGLES ±1/2°	SHEET. 1/1
PROPRIETARY NOTICE: THE INFORMATION IN THIS DRAWING IS PROPRIETARY AND SHALL NOT BE USED OR DISCLOSED WITHOUT THE PRIOR WRITTEN CONSENT OF ATM, INC.					SCALE NONE	DWG. NO. 3695W	REV. B