


Features

- Delivers 10A of output current
- High efficiency
- Low output ripple and noise
- Small size and low profile
- Cost efficient open frame design
- single-in-line (SIP) and SMT package
- Remote on/off (active low)
- Remote sense
- Trimmable output voltage via external resistor
- Output over current protection
- Over temperature protection
- Wide operating temperature range -40°C~85°C
- Non-isolated



Model Number	Input Voltage	Output Voltage	Output Current	Max. Power	Ripple & Noise max	MTBF	Efficiency typ.
VSNS10-5-1R0	3.0-5.5V	1.0V	10A	10.0W	30mVp-p	7.6x10 ⁵ hrs	82%
VSNS10-5-1R5	3.0-5.5V	1.5V	10A	15.0W	30mVp-p	7.6x10 ⁵ hrs	87%
VSNS10-5-1R8	3.0-5.5V	1.8V	10A	18.0W	30mVp-p	7.6x10 ⁵ hrs	88%
VSNS10-5-2R0	3.0-5.5V	2.0V	10A	20.0W	30mVp-p	7.6x10 ⁵ hrs	90%
VSNS10-5-2R5	3.0-5.5V	2.5V	10A	25.0W	30mVp-p	7.6x10 ⁵ hrs	92%
VSNS10-5-3R3	4.5-5.5V	3.3V	10A	33.0W	30mVp-p	7.6x10 ⁵ hrs	94%
VSNS10-12-1R0	10-14V	1.0V	10A	10.0W	50mVp-p	8.0x10 ⁵ hrs	81%
VSNS10-12-1R5	10-14V	1.5V	10A	15.0W	50mVp-p	8.0x10 ⁵ hrs	84%
VSNS10-12-1R8	10-14V	1.8V	10A	18.0W	50mVp-p	8.0x10 ⁵ hrs	85%
VSNS10-12-2R5	10-14V	2.5V	10A	25.0W	50mVp-p	8.0x10 ⁵ hrs	87%
VSNS10-12-3R3	10-14V	3.3V	10A	33.0W	50mVp-p	8.0x10 ⁵ hrs	89%
VSNS10-12-5R0	10-14V	5.0V	10A	50.0W	50mVp-p	8.0x10 ⁵ hrs	92%

Notes:

1. Typical at Ta+ +25°C under nominal line voltage and full load conditions, unless other wise noted. All models are tested and specified with external input and output capacitors. (Cin=100uFx2 Cout=10uF), These capacitors are necessary to accommodate out test equipment.
2. Ripple and Noise are tested/specified over a 20MHz bandwidth and may be reduced with external filtering.
3. This device has no minimum load requirement and will regulate under no-load conditions. The regulation part of the specifica-

Electrical Specifications

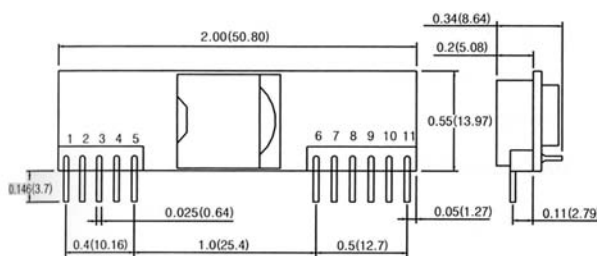
Voltage tolerance	±2.0%
Line regulation	±0.3%
Load regulation	±0.4%
Switching frequency	300KHz
Dimensions	50.8x13.97x8.64mm (SIP package)

Drawings

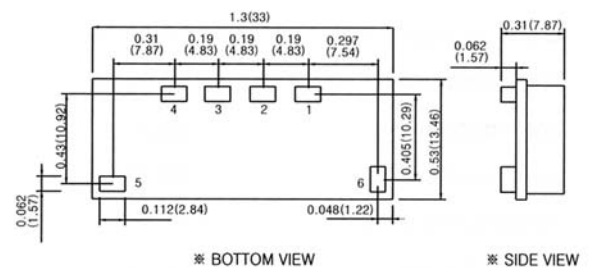
Pin assignment

Single Output (SIP)	Single Output (SMT)
1. +Vout	1. Sense
2. +Vout	2. Trim
3. Sense	3. +Vout
4. +Vout	4. COM
5. COM	5. +Vin
6. COM	6. ON/OFF
7. +Vin	
8. +Vin	
9. No Pin	
10. TRIM	
11. ON/OFF	

Dimensions



<SIP TYPE>



<SMT TYPE>

NOTES

- All dimensions are in inches (mm)
- Weight : 7.8g or less (SIP)
5.6g or less (SMT)

V-Infinity reserves the right to make changes to its products or to discontinue any product or service without notice, and to advise customers to verify the most up-to-date product information before placing orders. V-Infinity assumes no liability or responsibility for customer's applications using V-Infinity products other than repair or replacing (at V-I's option) V-Infinity products not meeting V-I's published specifications. Nothing will be covered outside of standard product warranty.