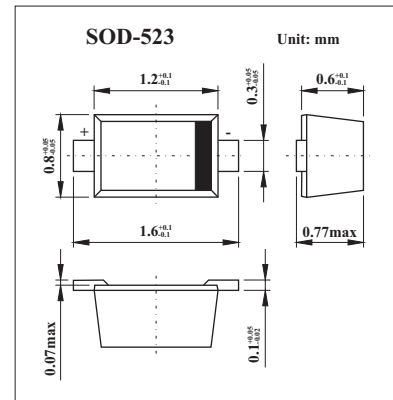


Fast Switching Speed Diodes

KMP1340-079

■ Features

- Designed for Fast Speed Wireless Switch Applications
- Multiple Package Configurations
- Designed for High Volume Wireless Applications
- $L_s = 0.7 \text{ nH}$

■ Absolute Maximum Ratings $T_a = 25^\circ\text{C}$

| Parameter | Symbol | Ratings | Units |
|----------------------------|-----------|-------------|------------------|
| continuous reverse voltage | V_R | 50 | V |
| total power dissipation | P_D | 250 | mW |
| Junction temperature | T_j | -65 to +150 | $^\circ\text{C}$ |
| Storage temperature | T_{stg} | -65 to +150 | $^\circ\text{C}$ |

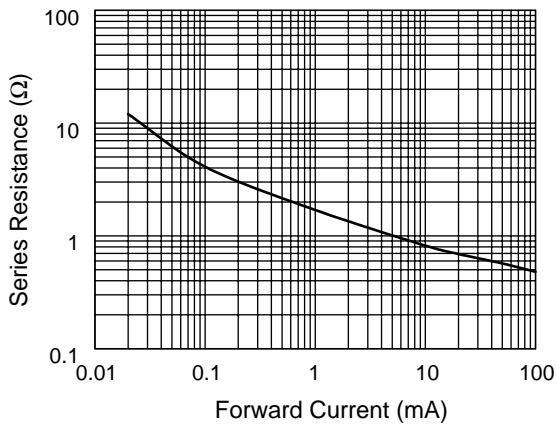
■ Electrical Characteristics $T_a = 25^\circ\text{C}$

| Parameter | Symbol | Conditions | Min | Typ | Max | Unit |
|------------------|--------|--|-----|------|------|---------------|
| Forward voltage | V_F | $I_F = 10 \text{ mA}$ | | 0.85 | | V |
| Reverse current | I_R | $V_R = 50 \text{ V}$ | | | 10 | μA |
| Capacitance | C_T | $f = 1 \text{ MHz}, V = 5 \text{ V}$ | | 0.22 | 0.30 | pF |
| Resistance | R_s | $f = 100 \text{ MHz}, I = 1 \text{ mA}$ | | 1.8 | | Ω |
| | | $f = 100 \text{ MHz}, I = 5 \text{ mA}$ | | 1.1 | 2.0 | Ω |
| | | $f = 100 \text{ MHz}, I = 10 \text{ mA}$ | | 0.9 | 1.2 | Ω |
| Carrier Lifetime | T_I | $I_F = 10 \text{ mA}$ | | 100 | | nS |
| I Region Width | | | | 0.80 | | μm |

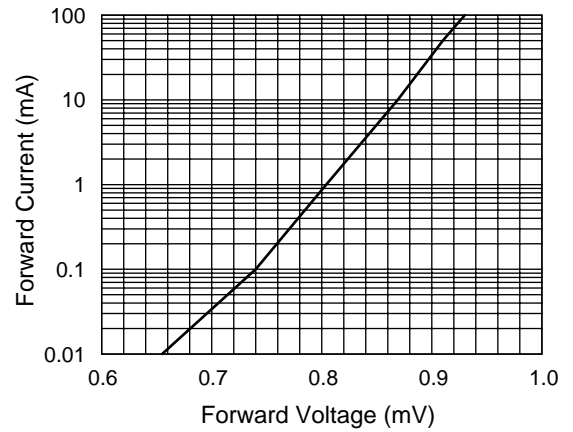
■ Marking

| | |
|---------|----|
| Marking | K5 |
|---------|----|

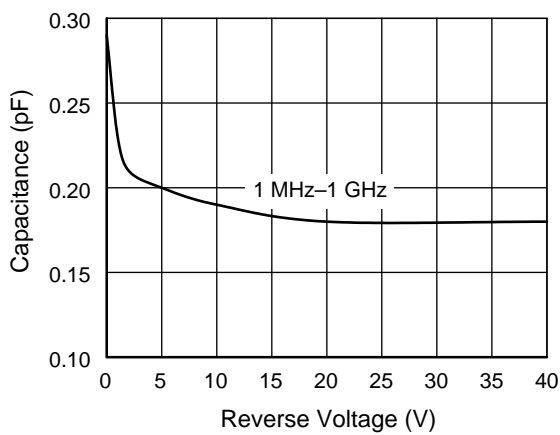
KMP1340-079



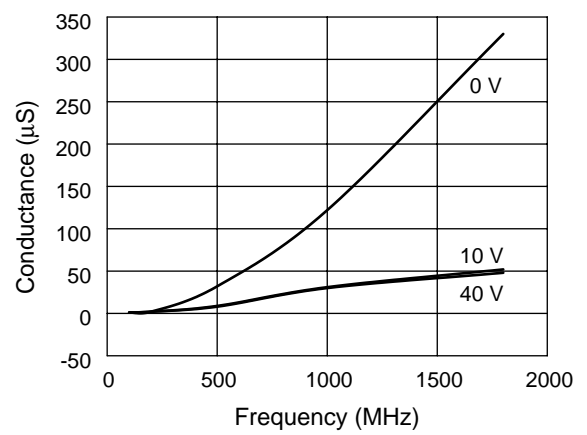
Series Resistance vs. Current @ 100 MHz



DC Characteristic



Capacitance vs. Reverse Voltage



Conductance vs. Frequency