
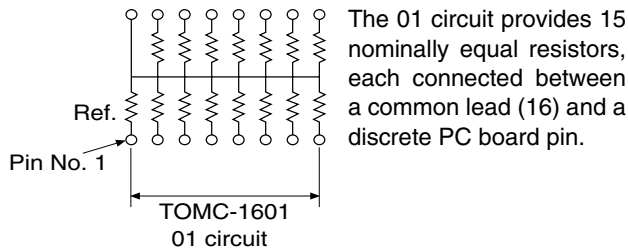


## Molded, 50 Mil Pitch Resistor Networks



Vishay Thin Film offers standard circuits in 16 pin in a medium body molded surface mount package. The networks are available over a resistance range of 100 Ω to 100 kΩ. The network features tight ratio tolerances and close TCR tracking. In addition to the standards shown, custom circuits are available upon request.

### SCHEMATIC



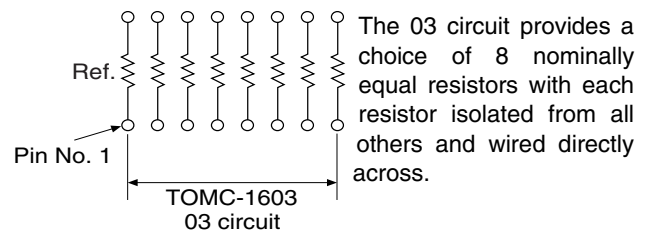
### FEATURES

- Lead (Pb)-free available
- 0.090" (2.29 mm) maximum seated height
- Rugged, molded case construction (0.22" wide)
- Highly stable thin film (500 ppm at 70 °C, 10 000 h)
- Low temperature coefficient, ± 25 ppm/°C (- 55 °C to + 125 °C)
- Wide resistance range 100 Ω to 100 kΩ
- Isolated/Bussed circuits


**RoHS\***  
COMPLIANT

### TYPICAL PERFORMANCE

●	ABS	TRACKING
	TCR	25
●	ABS	RATIO
	TOL	0.1

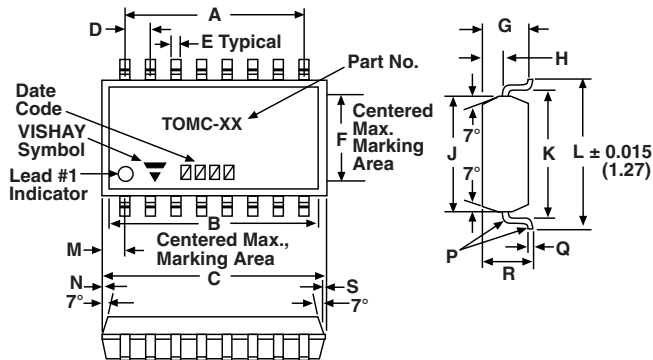


STANDARD ELECTRICAL SPECIFICATIONS		
TEST	SPECIFICATIONS	CONDITIONS
Pin Number	16	
Resistance Range	100 Ω to 100 kΩ	
TCR:	Tracking	± 5 ppm/°C
	Absolute	± 25 ppm/°C
Tolerance:	Ratio	± 0.5 %, ± 0.1 %, ± 0.05 %, ± 0.025 %
	Absolute	± 0.1 %, ± 0.5 %, ± 0.25 %, ± 0.1 %
Power Rating:	Resistor	Pin 1 Common = 50 mW Isolated = 100 mW
	Package	750 mW
Stability:	ΔR Absolute	500 ppm
	ΔR Ratio	150 ppm
Voltage Coefficient	0.1 ppm/V	
Working Voltage	50 V	
Operating Temperature Range	- 55 °C to + 125 °C	
Storage Temperature Range	- 55 °C to + 150 °C	
Noise	< - 30 dB	
Thermal EMF	0.08 μV/°C	
Shelf Life Stability:	Absolute	100 ppm
	Ratio	20 ppm
		1 year at + 25 °C
		1 year at + 25 °C

\* Pb containing terminations are not RoHS compliant, exemptions may apply



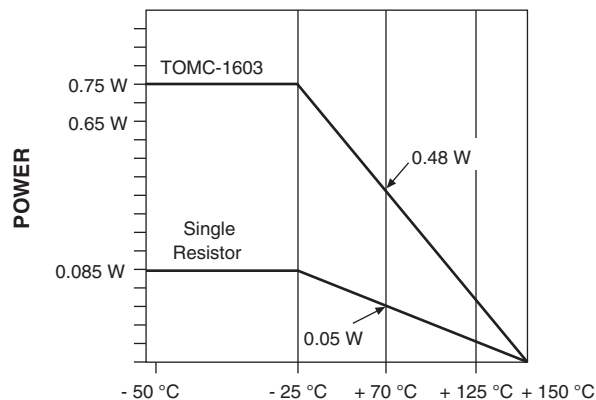
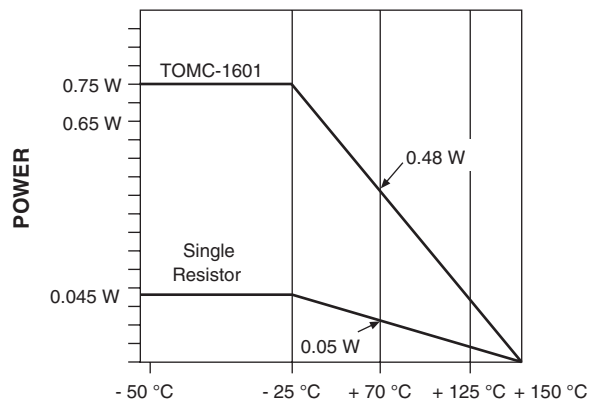
### DIMENSIONS AND IMPRINTING in inches and millimeters



DIMENSION	INCHES	MM
D	0.050	1.27
E	0.018	0.457
F	0.160	4.06
G	0.08	2.03
H	0.036	0.914
J	0.22	5.59
K	0.244	6.20
L	0.30	7.52
M	0.045	1.14
N	0.003	0.076
P	0.005	1.27
Q	0.008	0.203
R	0.085	2.16
S	0.003	0.076

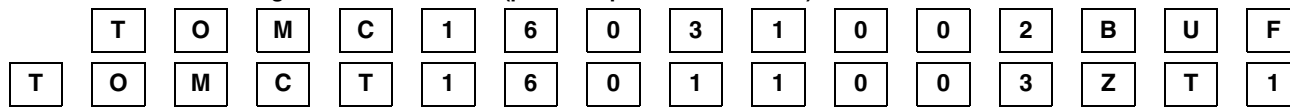
TYPE	A	B	C
16	0.350" (8.89)	0.400" (10.16)	0.440" (11.176)

### DERATING CURVES



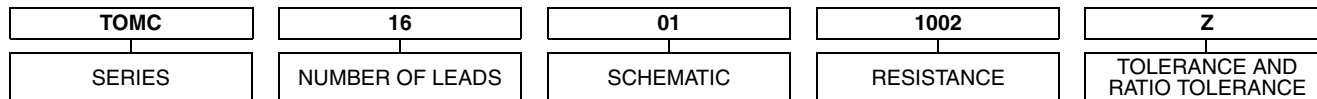
### GLOBAL PART NUMBER INFORMATION

New Global Part Numbering: TOMC16031002BUF (preferred part number format)



GLOBAL MODEL (4 or 5 digits)	PINS	SCHEMATIC	RESISTANCE	TOLERANCE AND RATIO TOLERANCE	PACKAGING
<b>TOMC</b> (Tin lead)	<b>16</b>	<b>01</b> = 15 bussed equal resistors	First 3 digits are significant figures and the last digit specifies the number of zeroes to follow.  Example: 1002 = 10K 1003 = 100K	Abs. tol.    Ratio <b>**A</b> = 0.1 %    0.05 % <b>B</b> = 0.1 %    0.1 % <b>C</b> = 0.25 %    0.1 % <b>D</b> = 0.5 %    0.1 % <b>F</b> = 1 %    0.5 % <b>*Z</b> = 0.1 %    0.025 %  * Tol. available 1K and up ** Tol. available 250 and up	<b>TAPE AND REEL</b> <b>T0</b> = 100 min. 100 mult <b>T1</b> = 1000 min. 1000 mult <b>T3</b> = 300 min. 300 mult <b>T5</b> = 500 min. 500 mult <b>TF</b> = Full reel 2000 <b>TS</b> = 100 min. 1 mult  <b>UF</b> = TUBED

Historical Part Number example: TOMC16011002Z (will continue to be accepted)





## Disclaimer

All product specifications and data are subject to change without notice.

Vishay Intertechnology, Inc., its affiliates, agents, and employees, and all persons acting on its or their behalf (collectively, "Vishay"), disclaim any and all liability for any errors, inaccuracies or incompleteness contained herein or in any other disclosure relating to any product.

Vishay disclaims any and all liability arising out of the use or application of any product described herein or of any information provided herein to the maximum extent permitted by law. The product specifications do not expand or otherwise modify Vishay's terms and conditions of purchase, including but not limited to the warranty expressed therein, which apply to these products.

No license, express or implied, by estoppel or otherwise, to any intellectual property rights is granted by this document or by any conduct of Vishay.

The products shown herein are not designed for use in medical, life-saving, or life-sustaining applications unless otherwise expressly indicated. Customers using or selling Vishay products not expressly indicated for use in such applications do so entirely at their own risk and agree to fully indemnify Vishay for any damages arising or resulting from such use or sale. Please contact authorized Vishay personnel to obtain written terms and conditions regarding products designed for such applications.

Product names and markings noted herein may be trademarks of their respective owners.