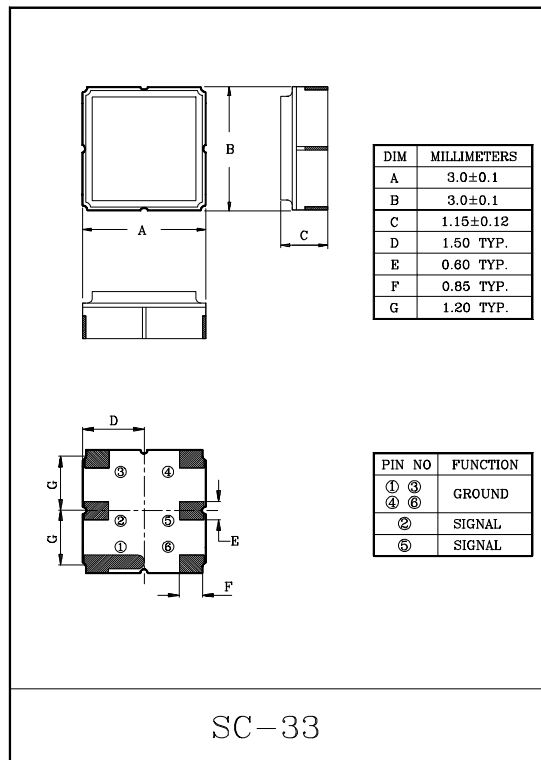


Band pass filters for RX of EGSM.

- High stability and reliability with good performance and no adjustment.
- Wide and sharp pass band characteristics.
- Low insertion loss and deep stop band attenuation for interference.

MAXIMUM RATINGS

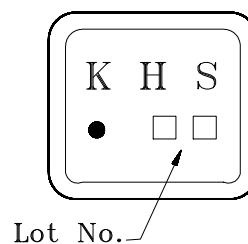
ITEM	SYMBOL	RATING	UNIT
Input Signal Level	IS_{max}	+23	dBm
DC Permissive Voltage	V_{DC}	-5 ~ +5	V
Operating Temperature Range	T_{opr}	-30 ~ +85	°C
Storage Temperature Range	T_{stg}	-40 ~ +100	°C



ELECTRICAL CHARACTERISTICS ($T_a = -30 \sim +85^\circ\text{C}$)

ITEMS	SYMBOL	TEST CONDITION	MIN.	TYP.	MAX.	UNIT
Nominal Center Frequency	f_0	-	-	942.5	-	MHz
Bandwidth	BW_{3dB}	-	$f_0 \pm 17.5$	-	-	MHz
Insertion Loss	IL_{PASS}	$f_0 \pm 17.5\text{MHz}$	-	2.0	3.5	dB
Ripple Level	A_{RIP}	$f_0 \pm 17.5\text{MHz}$	-	1.0	2.0	dB
Rejection Level	IL_{STOP}	DC ~ 905MHz	17	18	-	dB
		905 ~ 915MHz	5	16	-	
		980 ~ 1000MHz	13	20	-	
		1000 ~ 2000MHz	20	22	-	
Voltage Standing Wave Ratio	VSWR	$f_0 \pm 17.5\text{MHz}$	-	2.2	2.7	-
Input/Output Impedance	$Z_I(Z_O)$	-	-	50Ω//0pF	-	-

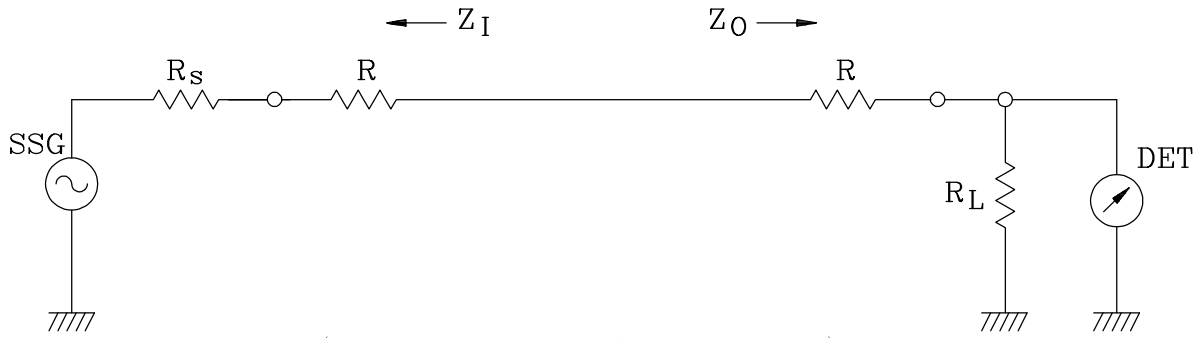
Marking



KF942FU

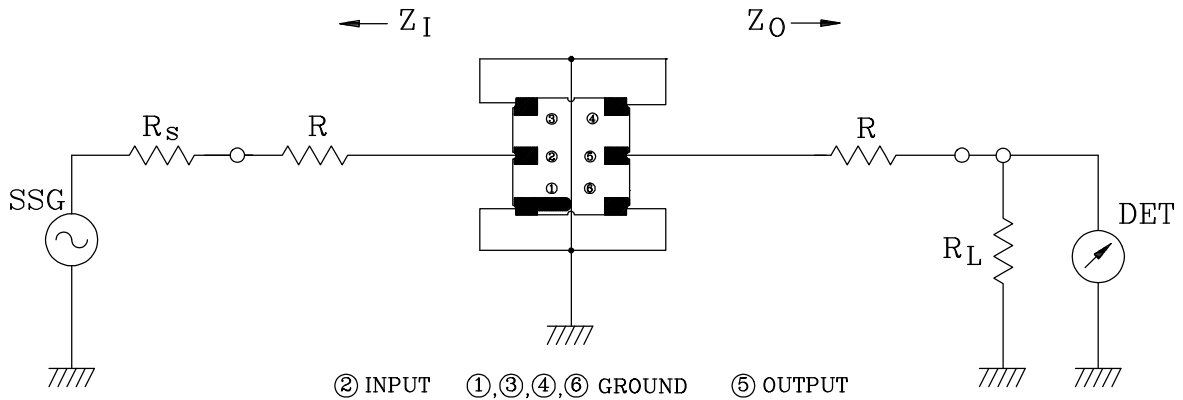
TEST CIRCUIT

REFERENCE LEVEL TEST CIRCUIT



$R_s, R_L : 50\Omega$ (Internal Impedance of Source and Load)
 $R : 0\Omega$
 $Z_i(Z_o)=R_s(R_L)+R$

MEASUREMENT CIRCUIT



$R_s, R_L : 50\Omega$ (Internal Impedance of Source and Load)
 $R : 0\Omega$
 $Z_i(Z_o)=R_s(R_L)+R$