



SC Series • Low Profile Power Inductors • SMD & THT

Features

- Operating frequency to 1 MHz
- High energy storage with minimum saturation
- High stability from no load to full load
- Pick and place compatible
- Designed as 1:1 Coupled Inductor (Series or Parallel) or as 1:1 Isolation Transformer
- Manufactured in an ISO-9001:2000, TS-16949:2002 and ISO-14001:2004 certified Talema facility
- Meets lead free reflow level J-STD-020C
- Fully RoHS compliant



Electrical Specifications at 25°C

Test frequency: Inductance measured @ 10kHz/10mV

Test Voltage between windings: 500Vrms

Operating Temperature: -40°C to +130°C

Climatic category: IEC68-1 40/130/56

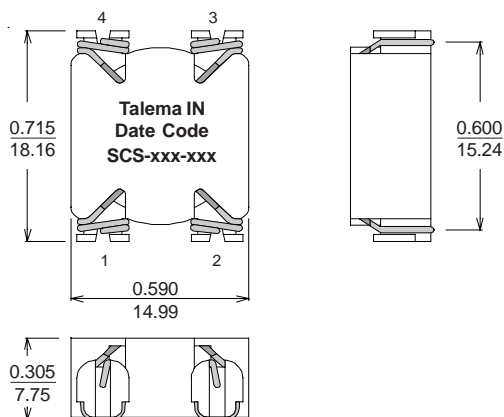
Part Number	Parallel Connected					Series Connected					Energy Storage (μJ) ²
	Rated Current (I_{DC})	L_N (μH) @ I rated	L_O (μH) $\pm 20\%$ No Load	DCR mOhm	ET (V- μsec)	Rated Current (I_{DC})	L_N (μH) @ I rated	L_O (μH) $\pm 20\%$ No Load	DCR mOhm	ET (V- μsec)	
SCS-14.4-1.5	14.40	1.5	2.2	4.4	4.8	7.20	6.0	8.8	17.6	9.6	159.0
SCS-11.2-2.4	11.20	2.4	3.5	6.5	6.0	5.60	9.6	14.0	28.6	12.0	152.8
SCS-8.2-4.2	8.20	4.2	5.9	10.5	7.9	4.10	16.8	23.6	42.0	15.8	142.6
SCS-6.8-5.8	6.80	5.8	7.9	15.0	9.1	3.40	23.2	31.6	60.0	18.2	133.8
SCS-5.7-7.6	5.70	7.6	10.1	21.0	10.3	2.85	30.4	40.4	84.0	20.6	124.2
SCS-5.4-12.1	5.40	12.1	18.5	23.3	13.9	2.70	48.4	74.0	93.2	27.8	176.6
SCS-4.4-18.0	4.40	18.0	27.4	38.2	16.5	2.20	72.0	109.6	152.8	33.0	174.3
SCS-3.54-27.0	3.54	27.0	40.5	53.2	20.5	1.77	108.0	162.0	212.8	41.0	169.1
SCS-3.0-34.8	3.00	34.8	50.5	74.0	22.5	1.50	139.2	202.0	296.0	45.0	156.5

Talema's engineering staff can assist in the design of other inductance values and sizes.

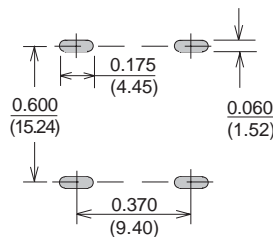
Note: When ordering, add "S" or "T" to the basic part number to denote preferred mounting style. Example: SCS-14.4-1.5 for SMD or SCT-14.4-1.5 for THT mounting.

Dimensions

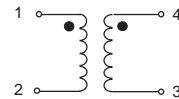
Type SCS



Suggested Pad Layout



Schematic



Dimensions: Inches (Millimeters)

Tolerance: ± 0.010 (0.25) unless specified otherwise