

Miniature PCB Relay RE

- 1 pole 6 A, 1NO contact
- Sensitive coil 200 mW
- 4 kV coil-contact
- Optimized height 10,6 mm
- PCB area 200 mm²
- Wash tight
- Plastic materials according to IEC60335-1 (domestic appliances)
- RoHS compliant (Directive 2002/95/EC)
as per product date code 0352

Applications

PLC's, timers, temperature control, I/O cards, white goods



F0141-A

Approvals

VDE REG.-Nr. 5063, **CE** us E214025
Technical data of approved types on request

Contact data

Contact configuration	1 NO
Contact set	single contact
Type of interruption	micro disconnection
Rated current	6 A
Rated voltage / max.switching voltage AC	240/400 VAC
Maximum breaking capacity AC	1500 VA
Limiting making capacity, max 4 s, duty factor 10%	15 A
Contact material	AgCdO
	AgNi0.15 and AgNi90/10
Mechanical endurance	>30x10 ⁶ cycles
Rated frequency of operation with / without load	6/1200 min ⁻¹

Contact ratings

Type	Load	Cycles
RE030	6 A, 250 VAC, resistive, 70°C, 50% df, 6 min ⁻¹ , EN61810-1	1x10 ⁵
RE030	1/4 hp, 240 VAC, UL508	3x10 ⁴
RE030	B 300, UL508	
RE034	6 A, 250 VAC, resistive, 70°C, 50% df, 6 min ⁻¹ , EN61810-1	1x10 ⁵

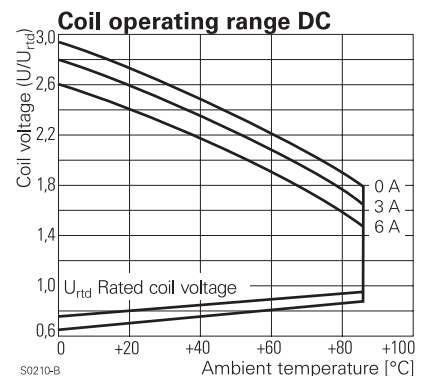
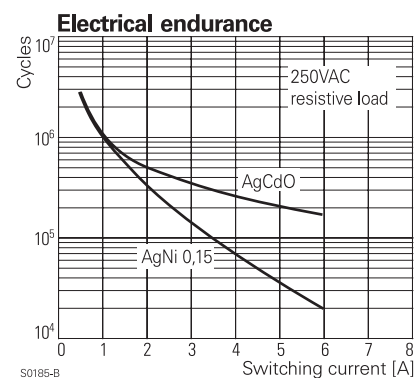
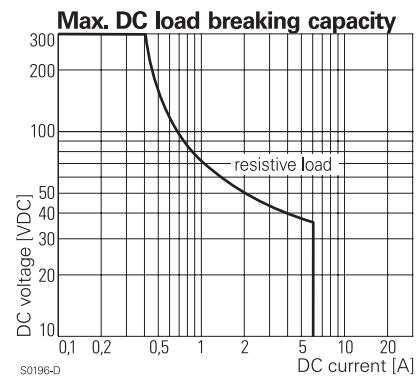
Coil data

Rated coil voltage range DC coil	5 ... 48 VDC
Coil power DC coil	typ. 200 mW
Operative range	2
Coil insulation system according UL1446	F

Coil versions, DC-coil

Coil code	Rated voltage VDC	Operate voltage VDC	Release voltage VDC	Coil resistance Ohm	Rated coil power mW
005	5	3.5	0.5	125±10%	200
006	6	4.2	0.6	180±10%	200
012	12	8.4	1.2	720±10%	200
024	24	16.8	2.4	2880±15%	200
048	48	33.6	4.8	11520±15%	200

All figures are given for coil without preenergization, at ambient temperature +23°C
Other coil voltages on request



Insulation

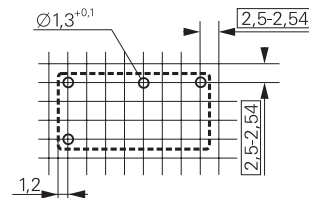
Dielectric strength coil-contact circuit	4000 V _{rms}
open contact circuit	1000 V _{rms}
Clearance / creepage coil-contact circuit	≥ 4/4 mm
Material group of insulation parts	IIIa
Tracking index of relay base	PTI 250
Insulation to IEC 60664-1	
Type of insulation coil-contact circuit	basic
open contact circuit	functional
Rated insulation voltage	250 V
Pollution degree	3
Rated voltage system	230/400 V
Overvoltage category	III

Other data

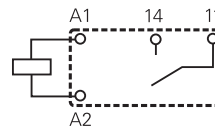
RoHS - Directive 2002/95/EC	compliant as per product date code 0352
Flammability class according to UL94	V-0
Ambient temperature range	-40 ... +70°C
	-40 ... +85°C at 4 A
Operate- / release time	5/1 ms
Bounce time NO / NC contact	1 ms
Category of protection	RTIII - wash-tight
Resistance to soldering heat wash-tight version	260°C / 5 s
Relay weight	5 g
Packaging unit	25 pcs

PCB layout / terminal assignment

Bottom view on solder pins

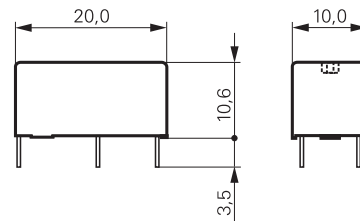


S0176-BH



S0176-BJ

Dimensions



S0271-AH

Product key

Type

Version

0 wash-tight

Contact configuration

3 1 NO contact

Contact material

1 AgNi 0.15

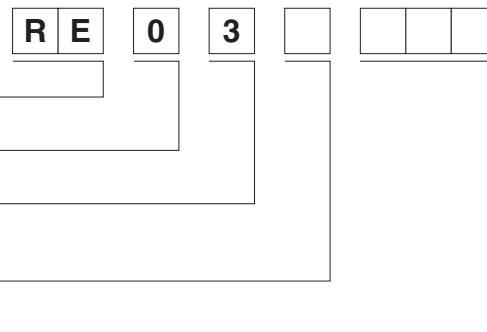
2 AgNi 0.15 gold plated

4 AgNi 90/10

0 AgCdO

Coil

Coil code: please refer to coil versions table



Product key	Version	Contacts	Contact material	Coil	Part number
RE030005	wash tight	1 NO contact	AgCdO	5 VDC	0-1393217-1
RE030006				6 VDC	0-1393217-2
RE030012				12 VDC	0-1393217-4
RE030024				24 VDC	0-1393217-8
RE030048				48 VDC	1-1393217-1
RE032005			AgNi 0,15 gold plated	5 VDC	1-1393217-9
RE032006				6 VDC	2-1393217-0
RE032012				12 VDC	2-1393217-2
RE032024				24 VDC	2-1393217-4
RE032048				48 VDC	2-1393217-5
RE034005			AgNi 90/10	5 VDC	2-1416010-3
RE034006				6 VDC	2-1416010-4
RE034012				12 VDC	2-1416010-6
RE034024				24 VDC	2-1416010-7
RE034048				48 VDC	2-1416010-8