

50A Automotive Rectifiers

Features

- Low leakage
- Low forward voltage drop
- High current capability
- High forward surge current capacity
- RoHS Compliance



ARS



Mechanical Data

Case:	ARS, molded plastic body
Epoxy:	Plastic package has UL flammability classification 94V-0
Terminals:	Plated slug, solderable per MIL-STD-202, Method 208C
Polarity:	Color ring denotes cathode end
Weight:	0.064 ounces, 1.82 grams

Maximum Ratings and Electrical Characteristics ($T_A=25^{\circ}\text{C}$ unless noted otherwise)

Symbol	Description	ARS501	ARS502	ARS503	ARS504	ARS506	Unit	Conditions
V_{RRM}	Maximum Repetitive Peak Reverse Voltage	100	200	300	400	600	V	
V_{RMS}	Maximum RMS Voltage	70	140	210	280	420	V	
V_{DC}	Maximum DC Blocking Voltage	100	200	300	400	600	V	
I_{F(AV)}	Maximum Average Forward Rectified Current	50					A	T _C =110° C
I_{FSM}	Peak Forward Surge Current	600					A	8.3ms single half sine-wave superimposed on rated load (JEDEC Method)
V_F	Forward Voltage	1.08					V	I _F =80A
I_R	Maximum DC Reverse Current at Rated DC Blocking Voltage	5.0					μA	T _A =25° C
		400						T _A =100° C

50A Automotive Rectifiers

ARS501 - ARS506

Symbol	Description	ARS501	ARS502	ARS503	ARS504	ARS506	Unit	Conditions
R_{thJC}	Typical Thermal Resistance	0.8					$^{\circ}C / W$	
T_J , T_{STG}	Operating Junction and Storage Temperature Range	-65 to +175					$^{\circ}C$	

- Note:** (1) Enough heatsink must be considered in application.
 (2) Single phase, half wave, 60Hz, resistive or inductive load.
 (3) For capacitive load derate current by 20%.

Typical Characteristics Curves

Fig.1-Typical Forward Current Derating Curve

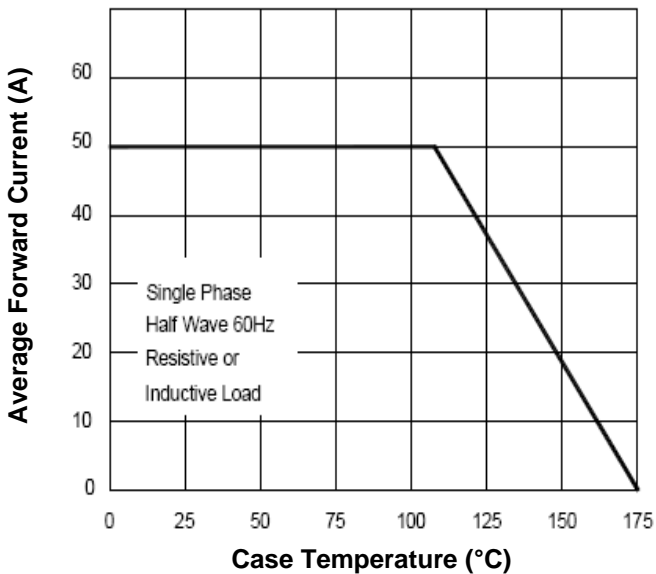
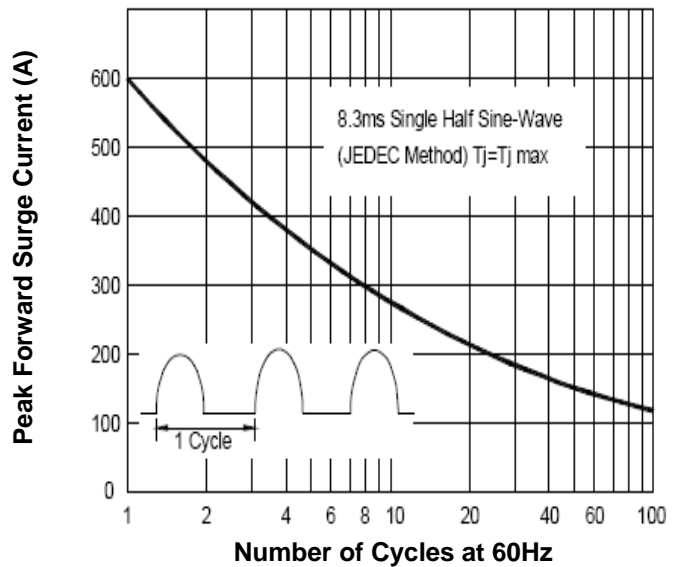


Fig.2-Max. Non-Repetitive Peak Forward Surge Current



50A Automotive Rectifiers

ARS501 - ARS506

Fig.3- Typical Instantaneous Forward Characteristics

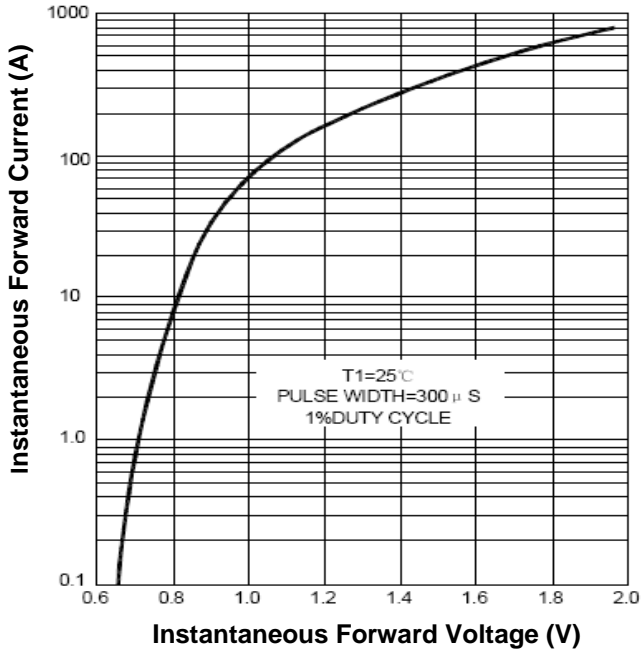
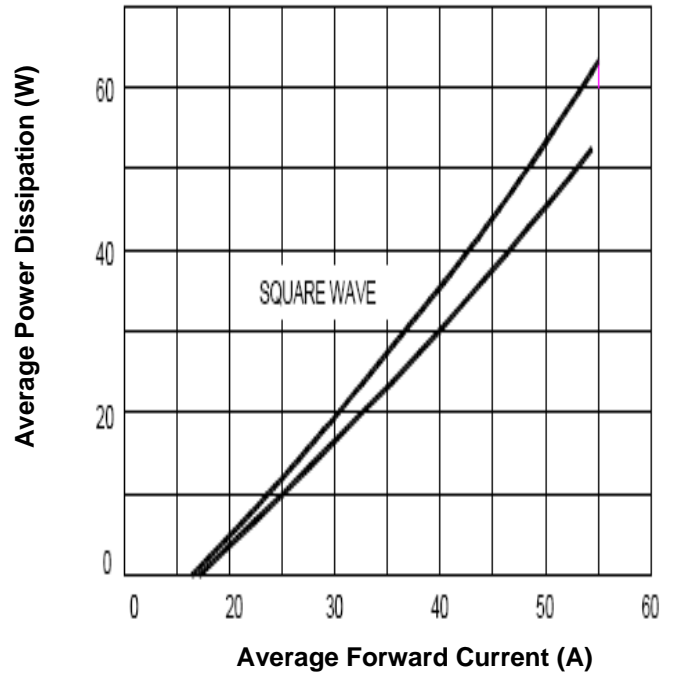
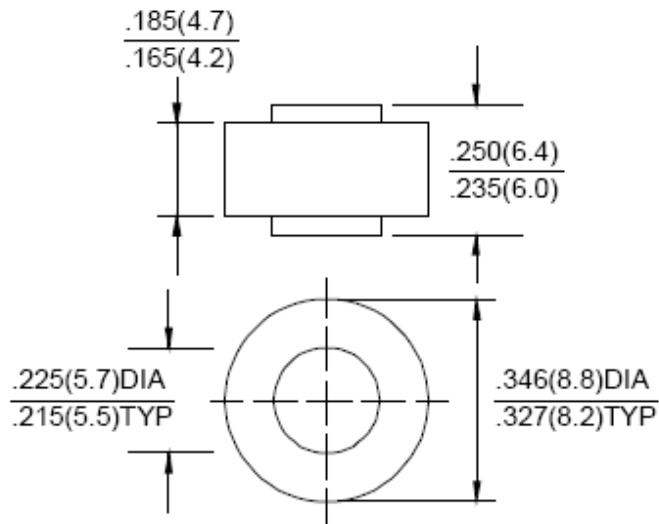


Fig.4-Forward Power Dissipation



Dimensions in inch (mm)



ARS

How to contact us:

US HEADQUARTERS

28040 WEST HARRISON PARKWAY, VALENCIA, CA 91355-4162

Tel: (800) TAITRON (800) 824-8766 (661) 257-6060

Fax: (800) TAITFAX (800) 824-8329 (661) 257-6415

Email: taitron@taitroncomponents.com

Http://www.taitroncomponents.com

TAITRON COMPONENTS MEXICO, S.A .DE C.V.

BOULEVARD CENTRAL 5000 INTERIOR 5 PARQUE INDUSTRIAL ATITALAQUIA, HIDALGO C.P.
42970 MEXICO

Tel: +52-55-5560-1519

Fax: +52-55-5560-2190

TAITRON COMPONETS INCORPORATED E REPRESENTAÇÕES DO BRASIL LTDA

RUA DOMINGOS DE MORAIS, 2777, 2.ANDAR, SALA 24 SAÚDE - SÃO PAULO-SP 04035-001 BRAZIL

Tel: +55-11-5574-7949

Fax: +55-11-5572-0052

TAITRON COMPONETS INCORPORATED, SHANGHAI REPRESENTATIVE OFFICE

METROBANK PLAZA, 1160 WEST YAN' AN ROAD, SUITE 1503, SHANGHAI, 200052, CHINA

Tel: +86-21-5424-9942

Fax: +86-21-5424-9931