

Marketing Bulletin

DATE: Monday, November 30, 1998
TO: Affected Customers
FROM: Marketing
RE: ECCM4 Series Termination

To all concerned parties,

This bulletin is to notify all customers of the discontinuation of the ECCM4 series Ecliptek crystal effective Monday, November 30, 1998.

In compliance with our End of Life (EOL) policy, this notice will serve as advanced notice of product termination. New orders will not be accepted after Monday, February 01, 1999, with delivery to be conclude by Monday, February 01, 1999.

The ECCM5 series is a recommended alternate for the ECCM4 series. This may not be an exact cross, so it is highly recommended that the data sheet(s) of the recommended alternate are reviewed and samples tested to ensure conformance.

If there are any questions pertaining to this bulletin, please contact your Ecliptek sales representative. Thank you again for your cooperation.

Ecliptek Marketing

STANDARD SPECIFICATIONS

Frequency Range:	11.000MHz to 120.000MHz	
Frequency Tolerance @ 25°C	<div style="border: 2px solid red; padding: 5px; color: red; font-weight: bold;">ORIGINAL (IF IN RED)</div>	
2		±10ppm
3		±15ppm
4		±20ppm
5		±30ppm
Frequency Stability	See Table 1 for Available Frequency Stabilities	
Shunt Capacitance (Co)	5pF Maximum	
Load Capacitance (CL)	18pF Standard, CL ≥ 10pF and Series Available	
Mode of Operation	Fundamental from 11.000MHz to 39.999MHz	
T	Third Overtone from 40.000MHz to 120.000MHz	
Operating/Storage Temperature	See Table 1 for Operating Temperature / -40°C to +85°C	
Drive Level	100µWatts Maximum	
Aging @ 25°C	±2ppm/year Maximum	
Equivalent Series Resistance	30 Ohms Maximum 11.000MHz to 39.999MHz (Fundamental) 50 Ohms Maximum 40.000MHz to 120.000MHz (Third Overtone)	
Insulation Resistance	500 Megaohms Minimum at 100Vdc	

OBSOLETE

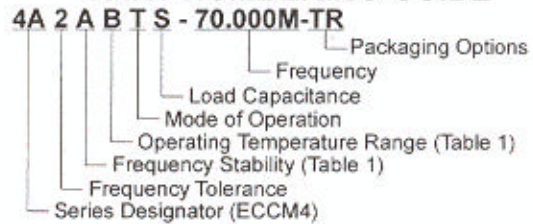
ENVIRONMENTAL & MECHANICAL

Shock:	Random drop on hard wooden floor 3 times from height of 50cm.
Vibration:	Frequency: 10-55Hz, Amplitude: 1.5mm, Period: 1-2 Minutes, Test Time: 2Hrs/XYZ Axis
Seal Integrity:	MIL-STD-202, Method 112, Condition D (Bubble Test)
Solderability:	75% Minimum Coverage @ 230°C ±5°C for 5 Seconds
Marking Permanency:	MIL-STD-202, Method 215, Solution A (Solvent)

TABLE 1: PART NUMBERING CODES

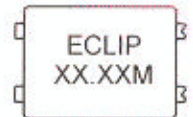
OPERATING TEMPERATURE		FREQUENCY STABILITY (PPM) X Denotes Availability					Code	Range
Range	Code	±5	±10	±15	±20	±30		
-10°C to +60°C	A	X	X	X	X	X		
-20°C to +60°C	B		X	X	X	X		
0°C to +70°C	C		X	X	X	X		
-10°C to +70°C	D		X	X	X	X		
-20°C to +70°C	E		X	X	X	X		
-30°C to +60°C	F					X		
-20°C to +85°C	G					X		

PART NUMBERING GUIDE

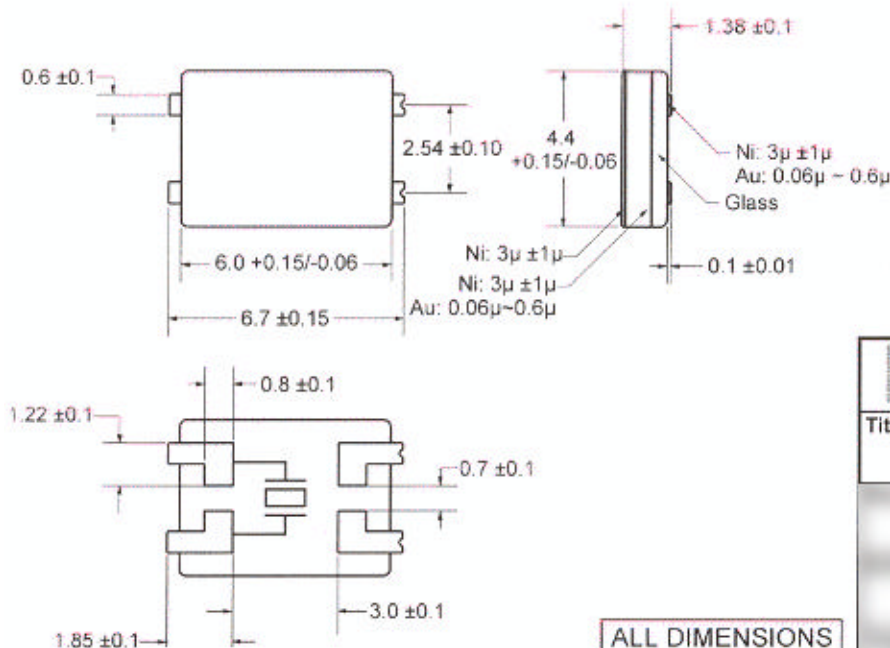


MARKING GUIDE

(Line #1) ECLIP
(Line #2) XX.XXM



OBSOLETE



NOTE: Marking shall conform to conditions listed in TQC41-001-000.

PACKAGING OPTIONS

Blank = Bulk
TR = Tape & Reel (CPA70-141-000)

SPECIFICATION CONTROL DRAWING

	Drawing Number CCR38-001-000
	Title 1.38mm GLASS SURFACE MOUNT CRYSTAL