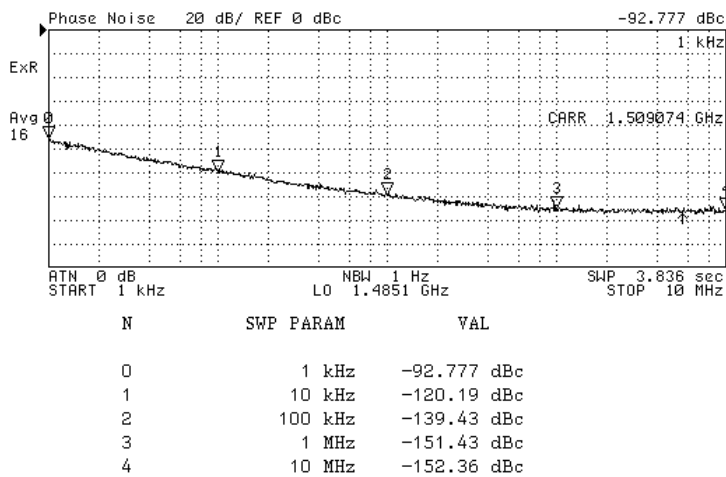


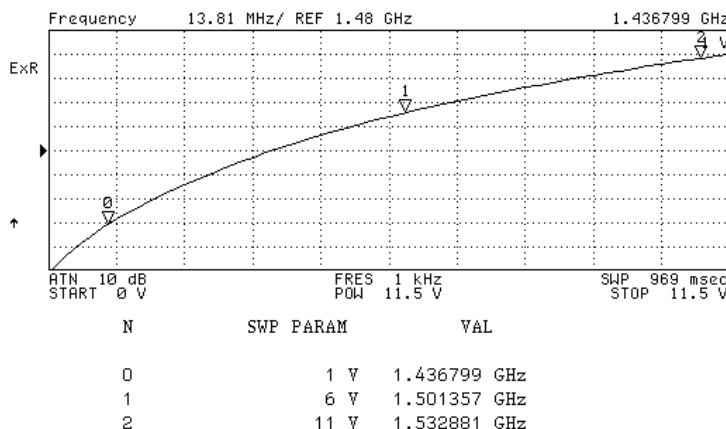


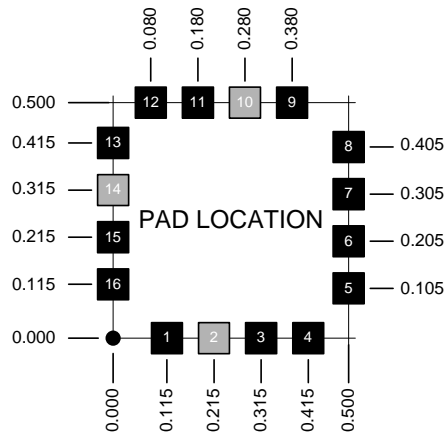
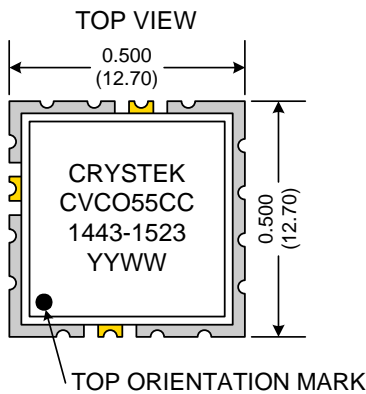
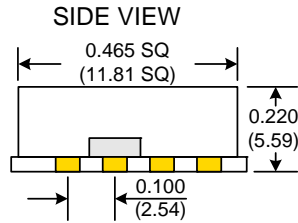
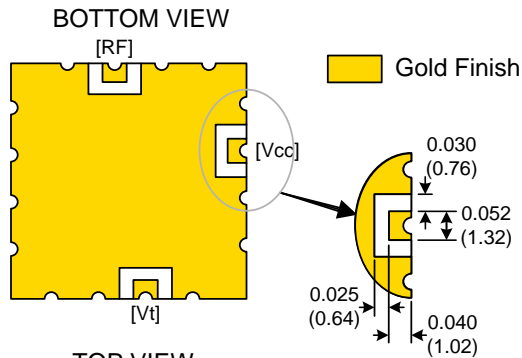
PERFORMANCE SPECIFICATION	MIN	TYP	MAX	UNITS
Lower Frequency:			1443	MHz
Upper Frequency:	1523			MHz
Tuning Voltage:	1.0		11.0	VDC
Supply Voltage:	11.25	11.5	11.75	VDC
Output Power:	0	+2.0	+4.0	dBm
Supply Current:		27	29	mA
Harmonic Suppression (2 <sup>nd</sup> Harmonic):		-15	-10	dBc
Pushing:		0.3	0.5	MHz/V
Pulling, all Phases:		1.0	1.5	MHz pk-pk
Tuning Sensitivity:		10		MHz/V
Phase Noise @ 10kHz offset:		-118	-113	dBc/Hz
Phase Noise @ 100kHz offset:		-138	-133	dBc/Hz
Load Impedance:		50		$\Omega$
Input Capacitance:			47	pF
Operating Temperature Range:	-30		+70	$^{\circ}$ C
Storage Temperature Range:	-45		+90	$^{\circ}$ C

Phase Noise  
(1 Hz BW, Typical)



Tuning Curve  
(Typical)

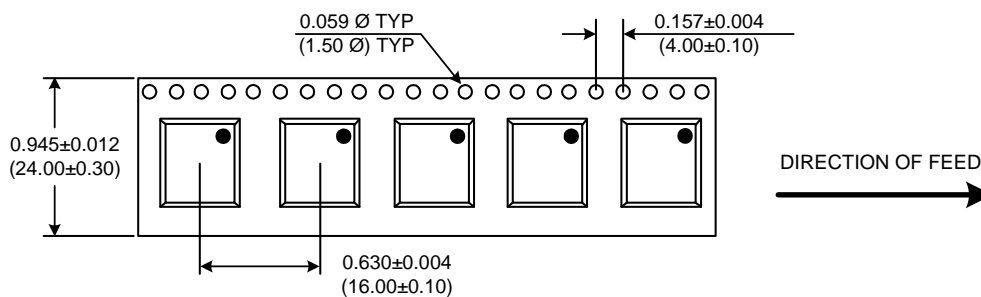




Pad	Connection
2	Vt
10	RF-OUTPUT
14	Vcc
Others	GROUND

- Unless otherwise specified, Dimensions are in:  $\frac{IN}{(mm)}$
- Pad Location Dimensions are in: Inches

**TAPE AND REEL**



Drawing not to scale

**Product Control:**

Crystek Part Number:	CVCO55CC-1443-1523	Release Date:	18-Feb-08
Revision Level:	B	Responsible:	C. Vales

Specification is subject to change without notice

Page 2 of 2