


Data Sheet



**Features**

- SMD filter consisting of coupled resonators with stepped impedances
- (NdBa)TiO<sub>3</sub> ( $\epsilon_r = 88$  /  $TC_f = 0 \pm 10$  ppm/K) with a coating of copper (10 $\mu$ m) and tin (>5 $\mu$ m)
- Excellent reflow solderability, no migration effect due to copper/tin metallization

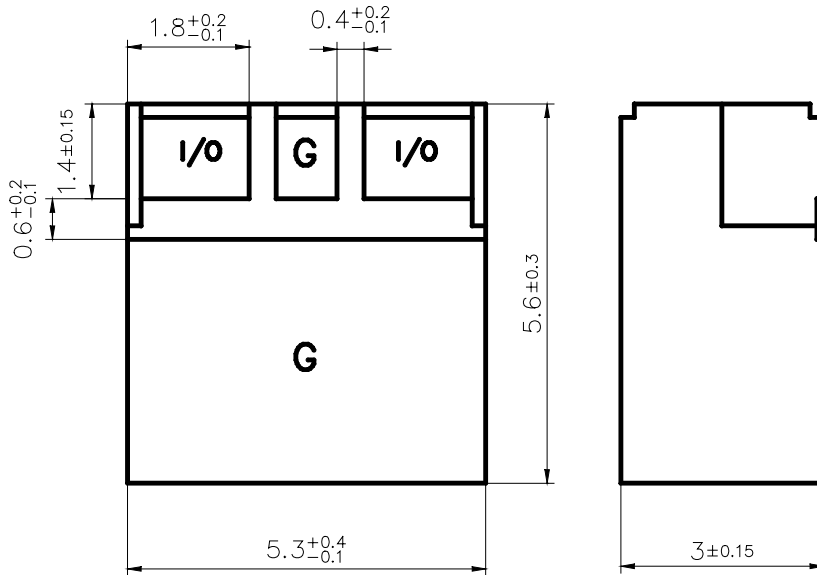
**Index**

- Page 2
  - Component drawing
  - Recommended footprint
- Page 3
  - Characteristics
  - Maximum ratings
  - Typical passband characteristic
- Page 4
  - Processing information
  - Soldering requirements
  - Delivery mode

ISSUE DATE	02.03.04	ISSUE	B	PUBLISHER	SAW MWC PD	PAGE	1/4
------------	----------	-------	---	-----------	------------	------	-----

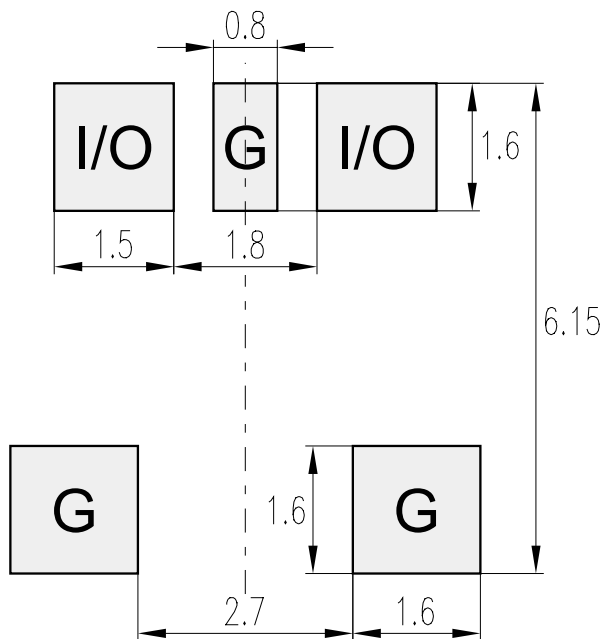
Data Sheet

Component drawing



View from below onto the solder terminals and view from beside

Recommended footprint





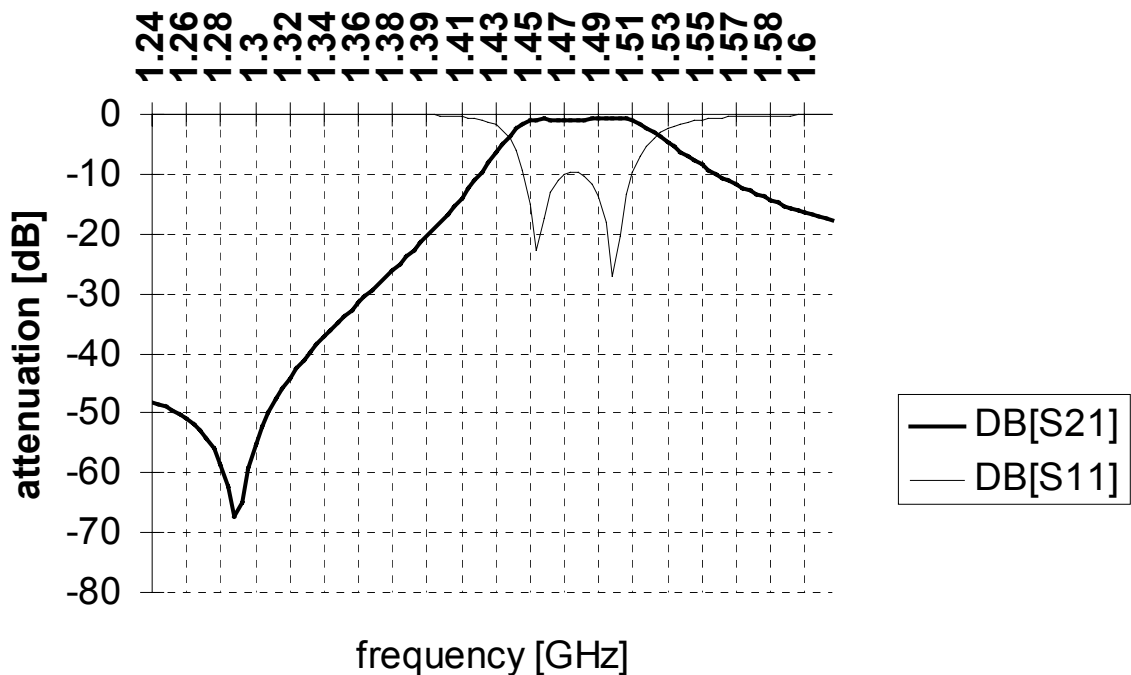
**Data Sheet**  
**Characteristics**

		min.	typ.	max.	
Center frequency	$f_C$	-	1472	-	MHz
Insertion loss	$\alpha_{IL}$		0.9	1.5	dB
Passband	$B$	40			MHz
Amplitude ripple (peak - peak)	$\Delta\alpha$		0.3	1.0	dB
Standing wave ratio	$SWR$		1.5	2.0	
Impedance	$Z$		50		$\Omega$
Attenuation at 1242 MHz	$\alpha$	40	45		dB

**Maximum ratings**

IEC climatic category (IEC 68-1)		- 40/+ 90/56	
Operating temperature	$T_{op}$	- 40 / + 90	°C

**Typical Passband Characteristics**



Data Sheet

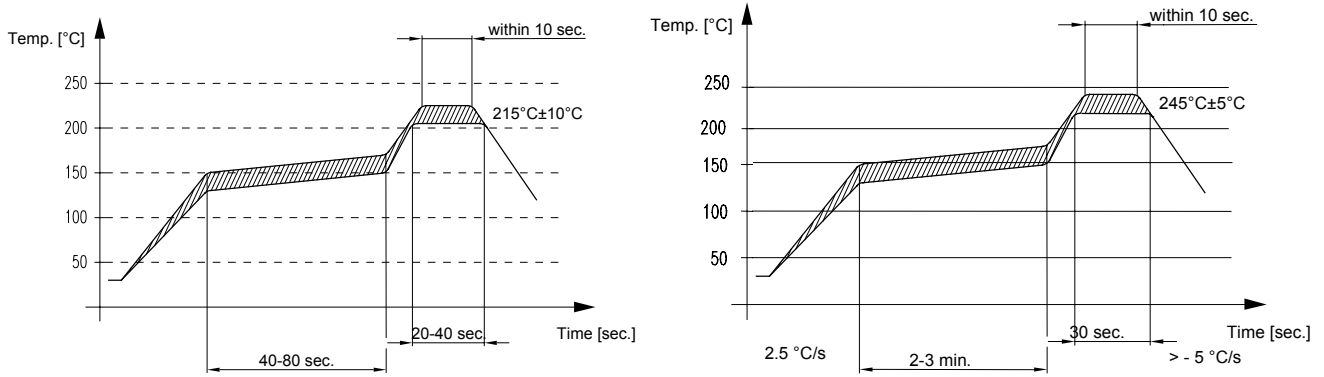
Processing information

- Wettability acc. to IEC 68-2-58:  $\geq 75\%$  (after aging)

Soldering Requirements

	Profile for eutectic SnPb solder paste	Profile for leadfree solder paste	
Soldering type	reflow	reflow	
Maximum soldering temperature (measuring point on top surface of the component)	235 (max. 2 sec.) 225 (max. 10 sec.)	260 (max. 2 sec.) 250 (max. 10 sec.)	$^{\circ}\text{C}$ $^{\circ}\text{C}$

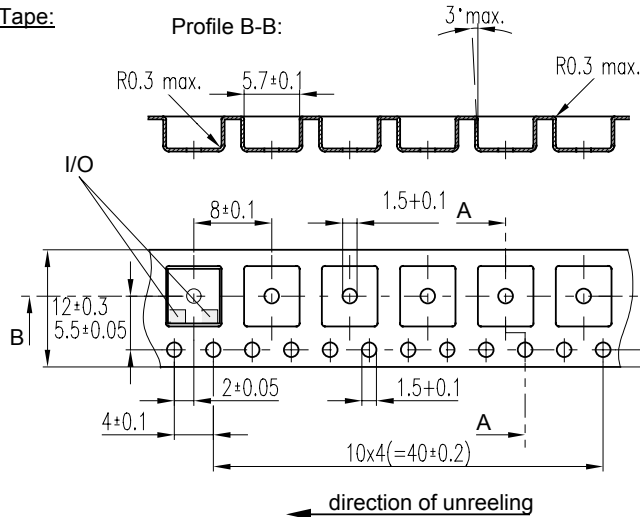
Recommended soldering conditions (infrared):



Delivery mode

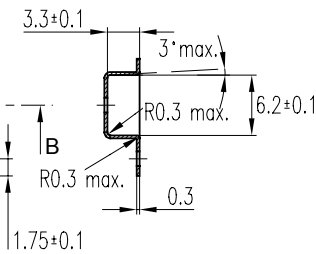
- Blister tape acc. to IEC 286-3, polyester, grey
- Pieces/tape: 2000

Tape:



Reel: diameter - 330 mm

Profile A-A:



© EPCOS AG 2001. All Rights Reserved. Reproduction, publication and dissemination of this data sheet, enclosures hereto and the information contained therein without EPCOS' prior express consent is prohibited.

The information contained in this data sheet describes the type of component and shall not be considered as guaranteed characteristics. Purchase orders are subject to the General Conditions for the Supply of Products and Services of the Electrical and Electronics Industry recommended by the ZVEI (German Electrical and Electronic Manufacturers' Association), unless otherwise agreed.

ISSUE DATE	02.03.04	ISSUE	B	PUBLISHER	SAW MWC PD	PAGE	4/4
------------	----------	-------	---	-----------	------------	------	-----