


THT CURRENT SENSE TRANSFORMERS & INDUCTORS



- VDE Approved
- Designed for switching power supply applications
- Transformer meets IEC950 insulation requirements
- Frequency range from 20kHz to 200kHz

Electrical Specifications @ 25°C — Operating Temperature -40°C to 130°C

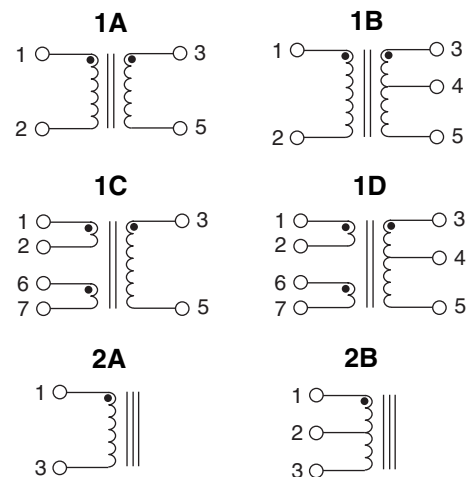
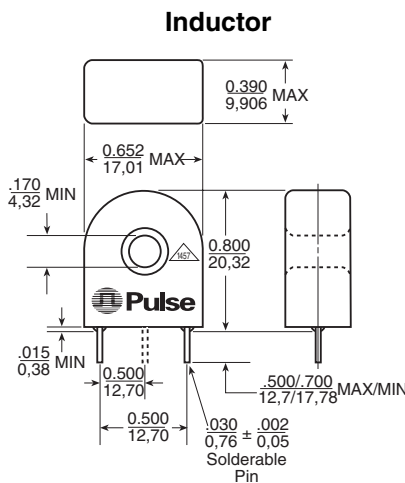
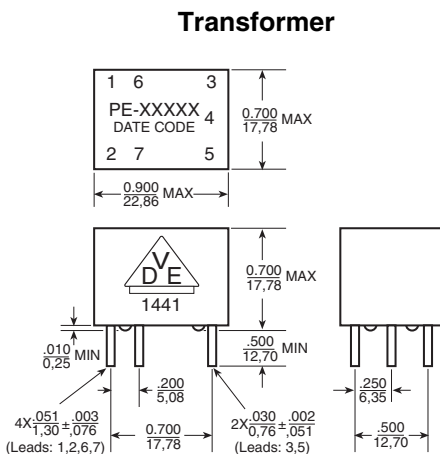
Part Number Transformer with 2-1 T Primaries	Schem. Figure	Part Number Transformer with 1T Primary	Schem. Figure	Part Number Inductor without Primary	Schem. Figure	Turns Ns	Secondary Inductance MH (MIN)	Secondary Inductance Test Voltage (15.75 KHz)	RS (Ω MAX)	RT (Ω NOM)	Primary Unipolar Amp μ Sec. Rating (MAX)	Primary Bipolar Amp μ Sec. Rating (MAX)
—	1C	PE-63586	1A	PE-51686	2A	50	5.0	0.5	0.7	50	150	300
PE-64487	1C	PE-63587	1A	PE-51687	2A	100	20.0	1.0	1.40	100	300	600
PE-64488	1C	PE-63588	1A	PE-51688	2A	200	80.0	2.0	4.50	200	600	1200
PE-64517	1D	—	—	PE-51717	2B	50CT	5.0	0.5	0.7	50	150	300
PE-64518	1D	PE-63618	1B	PE-51718	2B	100CT	20.0	1.0	1.40	100	300	600
PE-64519	1D	PE-63619	1B	PE-51719	2B	200CT	80.0	2.0	4.50	200	600	1200
—	—	PE-63691	1B	—	—	300CT	180.0	3.0	11.0	300	900	1800

NOTES:

- Maximum ratings specified with rated secondary terminating resistance and 1 turn primary.
- Amp-microsecond (AμSec.) rating of primary equals volt microsecond (VμSec.) rating of secondary when secondary is terminated in rated resistance. (Amp—microseconds is equal to the product of a square pulse of current in amps, times the current pulse width in microseconds).
- Maximum operating temperature 105°C (ambient plus rise).
- When terminated with rated terminating resistance, the inductor scale factor is $V_{out} = 1$ volt per amp. for center tapped units terminating resistance for each half of winding is listed value divided by two.
- 1 turn primary peak sense current is 20 amps for all parts listed above.
- RoHS compliant parts are being introduced. Please contact Pulse for RoHS compliant part availability. If available, order part by adding the suffix "NL" to the part number (i.e. PE-63586 becomes PE-63586NL).

Mechanicals

Schematics



Dimensions: $\frac{\text{Inches}}{\text{mm}}$ Unless otherwise specified, all tolerances are $\pm \frac{.005}{0,13}$

For More Information:

Pulse Worldwide Headquarters	Pulse Northern Europe	Pulse Southern Europe	Pulse China Headquarters	Pulse North China	Pulse South Asia	Pulse North Asia
12220 World Trade Drive San Diego, CA 92128 U.S.A. www.pulseeng.com TEL: 858 674 8100 FAX: 858 674 8262	3 Huxley Road Surrey Research Park Guildford, Surrey GU2 5RE United Kingdom TEL: 44 1483 401700 FAX: 44 1483 401701	Zone Industrielle F-39270 Orgelet France TEL: 33 3 84 35 04 04 FAX: 33 3 84 25 46 41	No. 1 Industrial District Changan, Dongguan China TEL: 86 769 5538070 FAX: 86 769 5538870	Room 1503 XinYin Building No. 888 YiShan Road Shanghai 200233 China TEL: 86 21 54643211/2 FAX: 86 21 54643210	150 Kampong Ampat #07-01/02 KA Centre Singapore 368324 TEL: 65 6287 8998 FAX: 65 6280 0080	No. 26 Kao Ching Road Yang Mei Chen Taoyuan Hsien Taiwan, R. O. C. TEL: 886 3 4641811 FAX: 886 3 4641911

Performance warranty of products offered on this data sheet is limited to the parameters specified. Data is subject to change without notice. Other brand and product names mentioned herein may be trademarks or registered trademarks of their respective owners.
© Copyright, 2006. Pulse Engineering, Inc. All rights reserved.