

SMALL SIGNAL SCHOTTKY DIODES

VOLTAGE RANGE: 15 --- 30 V
CURRENT: 0.03 A

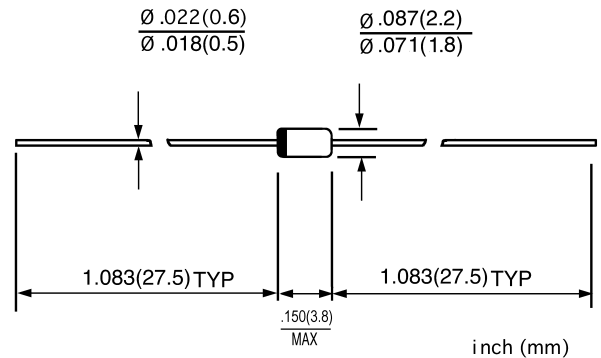
FEATURES

- ◇ Low forward voltage drop
 - ◇ Satisfactory wave detection efficiency
 - ◇ Extremely low reverse current I_R
 - ◇ Small temperature coefficient of forward characteristics
 - ◇ Extremely low reverse current
- These products are ideal for use in ordinary wave detection and super high speed switching circuits

MECHANICAL DATA

- ◇ Case: JEDEC DO--35, glass case
- ◇ Polarity: Color band denotes cathode end
- ◇ Product Sign: Marking MA700 on body
- ◇ Weight: Approx. 0.13 gram

DO - 35(GLASS)



ABSOLUTE RATINGS (LIMITING VALUES) (T_A=25°C)

Parameters	Symbols	Value	UNITS
Reverse voltage	V _R	15.0	V
Peak reverse voltage	V _{RM}	15.0	V
Average rectified current	I _o	30.0	mA
Peak forward current	I _{FM}	150.0	mA
Junction temperature	T _J	125	°C
Storage temperature	T _{STG}	- 55 ---- + 150	°C

ELECTRICAL CHARACTERISTICS (T_A=25°C)

Parameters	Symbols	Test Conditions	Min.	Typ.	Max.	UNITS
Forward voltage(DC)	V _F	I _F =1mA			0.4	V
		I _F =30mA			1.0	
Reverse current	I _R	V _R =15V			100.0	nA
Junction capacitance	C _J	V _R =1V f=1MHz		1.3		pF
Rectifier efficiency	η	V _I =3V f=30MHz C _L =10pF R _L =3.9K Ω		60.0		%
Reverse recovery time	t _{rr}	I _F =I _R =10mA t _{rr} =1mA R _L =100k Ω		1		ns

NOTE: 1. Schottky barrier rectifier diode is sensitive to electric shock(static electricity .etc.). Due attention must be paid on charge of a human body and leakage from the equipment used.

www.galaxycn.com

FIG.1 – FORWARD VOLTAGE VS. FORWARD CURRENT

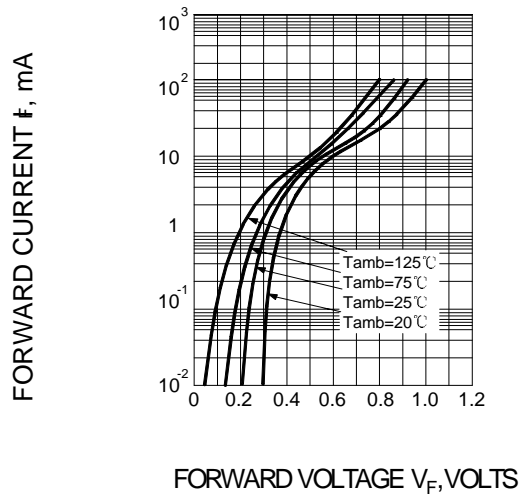


FIG.2 – FORWARD VOLTAGE VS. AMBIENT TEMPERATURE

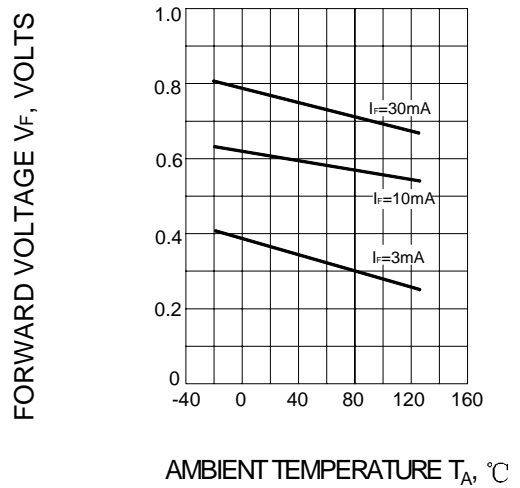


FIG.3 – MA700 REVERSE CHARACTERISTICS

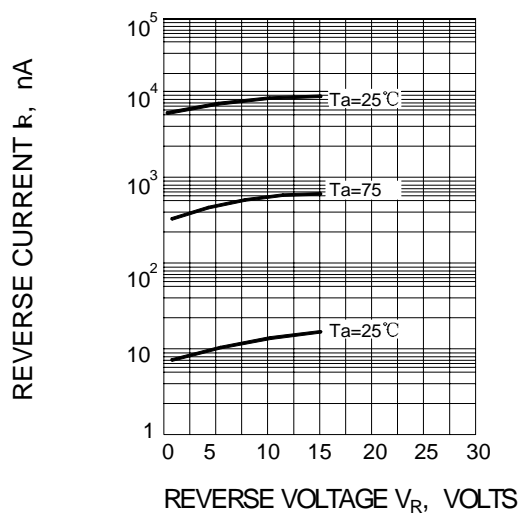


FIG.4 – MA700 JUNCTION CAPACITANCE

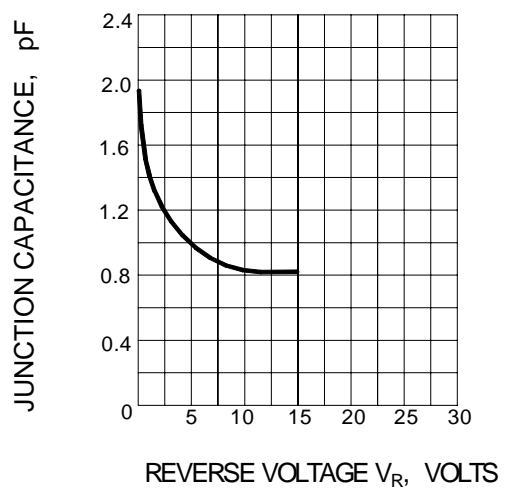


FIG.5 – MA700 REVERSE CURRENT TEMPERATURE CHARACTERISTICS

