

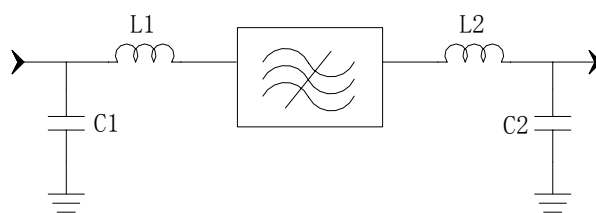
Specifications

Parameter	Unit	Minimum	Typical	Maximum
Center Frequency	MHz	121.72	121.8	121.88
Insertion Loss	dB		24	24.5
3 dB Bandwidth	MHz	7.8	7.81	
30 dB Bandwidth	MHz		8.73	8.8
40 dB Bandwidth	MHz		8.86	9.1
Passband Variation	dB		0.5	1
Absolute Delay	usec		2.72	4
Group Delay Variation($f_0 \pm 3.12\text{MHz}$)	nsec		100	200
Ultimate Rejection	dB	40	45	
Substrate Material			112LT	
Ambient Temperature	°C		25	
Package Size		DIP2712 (27.0x12.8x4.7mm3)		

Notes:

1. All specifications are based on the test circuit shown
2. In production, devices will be tested at room temperature to a guardbanded specification to ensure electrical compliance over temperature
3. Electrical margin has been built into the design to account for the variations due to temperature drift and manufacturing tolerances
4. This is the optimum impedance in order to achieve the performance show

Matching Configuration



L1=47nH L2=56nH
C1=33pF C2=47pF
Source/Load Impedance=50 ohm

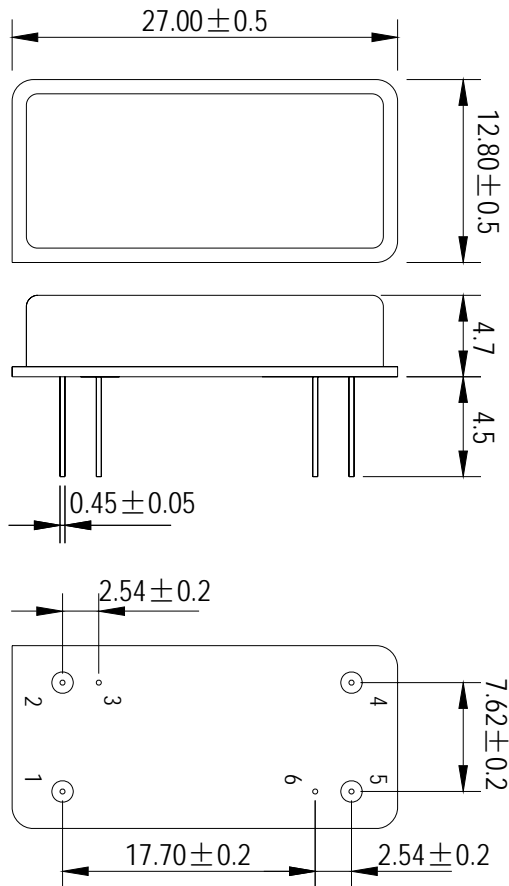
Notes - Component values may change depending on board layout.



SIPAT Co., Ltd.
(CETC No. 26 Research Institute)
Nanping Huayuan Road No. 14
Chongqing, China, 400060

Part Number	LBT12101	
Rev. Date	2005-3-29	
Rev.	1.0	Page 1/3

Package Dimension

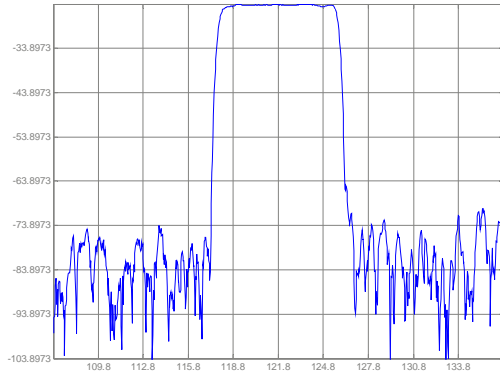


SIPAT Co., Ltd.
(CETC No. 26 Research Institute)
Nanping Huayuan Road No. 14
Chongqing, China, 400060

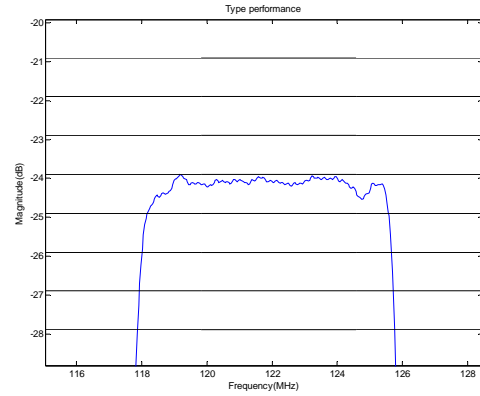
Part Number	LBT12101	
Rev. Date	2005-3-29	
Rev.	1.0	Page 2/3

Typical Performance

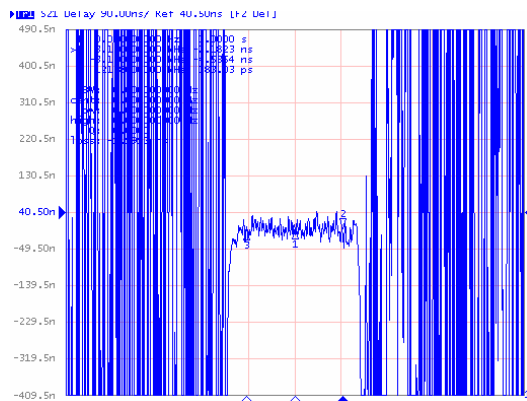
Frequency Respond



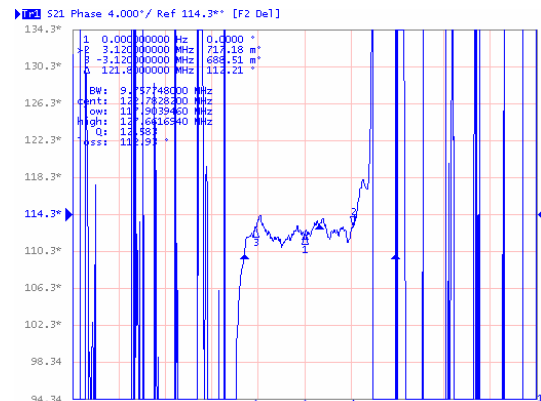
Passband Respond



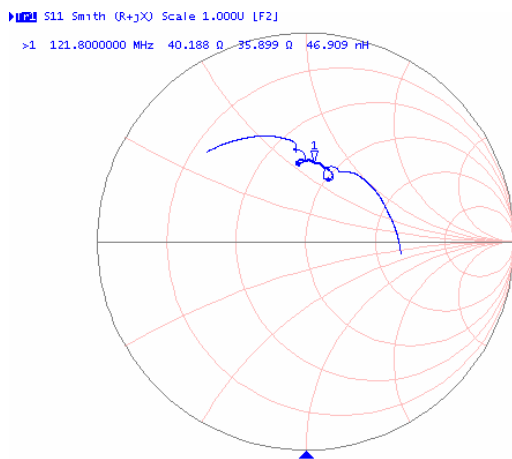
Group Delay Variation($f_0 \pm 3.12\text{MHz}$)



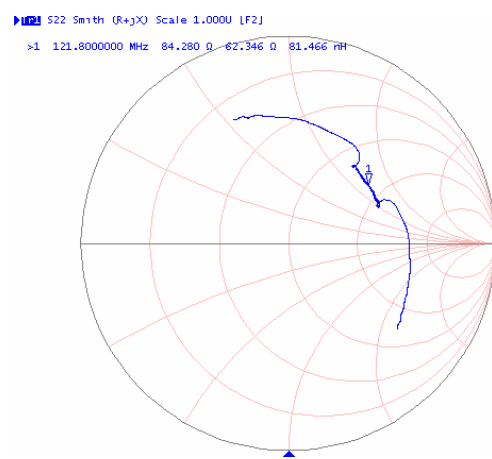
Phase Linearity($f_0 \pm 3.12\text{MHz}$)



Smith Chart S11



Smith Chart S22



SIPAT Co., Ltd.
(CETC No. 26 Research Institute)
Nanning Huayuan Road No. 14
Chongqing, China, 400060

Part Number	LBT12101	
Rev. Date	2005-3-29	
Rev.	1.0	Page 3/3