

$V_{RRM} = 3300 \text{ V}$

$I_F = 100 \text{ A}$

## Fast-Diode Die

# 5SLX 12M3301



Die size: 13.6 x 13.6 mm

Doc. No. 5SYA1661-02 Feb. 05

- Fast and soft reverse-recovery
- Low losses
- High SOA
- Passivation: SIPOS Nitride plus Polyimide

### Maximum rated values <sup>1)</sup>

Parameter	Symbol	Conditions	min	max	Unit
Repetitive peak reverse voltage	$V_{RRM}$			3300	V
Continuous forward current	$I_F$			100	A
Repetitive peak forward current	$I_{FRM}$	Limited by $T_{vjmax}$		200	A
Junction temperature	$T_{vj}$		-40	125	°C

<sup>1)</sup> Maximum rated values indicate limits beyond which damage to the device may occur per IEC 60747 - 2

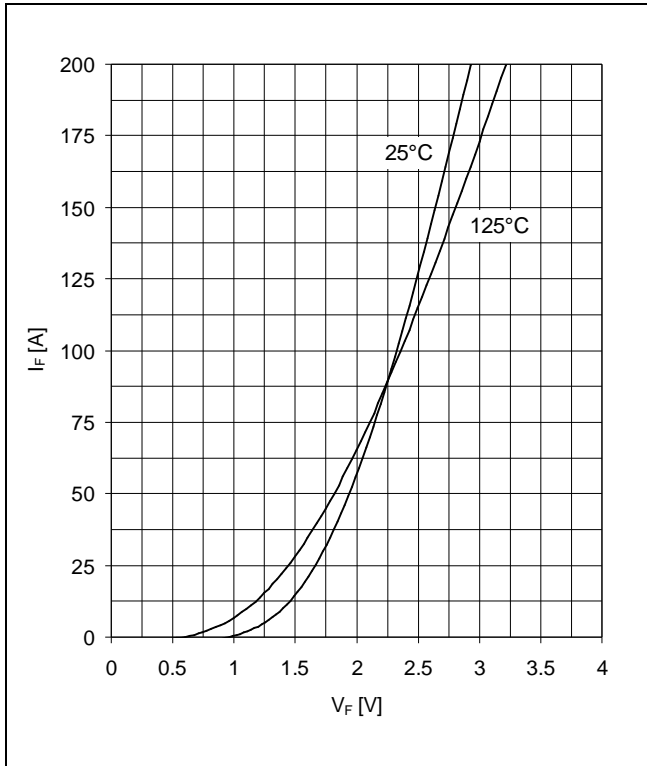
### Diode characteristic values <sup>2)</sup>

Parameter	Symbol	Conditions	min	typ	max	Unit	
Continuous forward voltage	$V_F$	$I_F = 100 \text{ A}$	$T_{vj} = 25 \text{ °C}$	2.0	2.3	2.7	V
			$T_{vj} = 125 \text{ °C}$		2.35		V
Continuous reverse current	$I_R$	$V_R = 3300 \text{ V}$	$T_{vj} = 25 \text{ °C}$		5		μA
			$T_{vj} = 125 \text{ °C}$		2.5	7	mA
Peak reverse recovery current	$I_{rr}$	$I_F = 100 \text{ A},$ $V_R = 1800 \text{ V},$ $di/dt = 550 \text{ A}/\mu\text{s},$ $L_\sigma = 1200 \text{ nH},$ Inductive load, Switch: 2x 5SMX12M3300	$T_{vj} = 25 \text{ °C}$		115		A
			$T_{vj} = 125 \text{ °C}$		140		A
Recovered charge	$Q_{rr}$	$I_F = 100 \text{ A},$ $V_R = 1800 \text{ V},$ $di/dt = 550 \text{ A}/\mu\text{s},$ $L_\sigma = 1200 \text{ nH},$ Inductive load, Switch: 2x 5SMX12M3300	$T_{vj} = 25 \text{ °C}$		65		μC
			$T_{vj} = 125 \text{ °C}$		110		μC
Reverse recovery time	$t_{rr}$	$I_F = 100 \text{ A},$ $V_R = 1800 \text{ V},$ $di/dt = 550 \text{ A}/\mu\text{s},$ $L_\sigma = 1200 \text{ nH},$ Inductive load, Switch: 2x 5SMX12M3300	$T_{vj} = 25 \text{ °C}$		470		ns
			$T_{vj} = 125 \text{ °C}$		800		ns
Reverse recovery energy	$E_{rec}$	$I_F = 100 \text{ A},$ $V_R = 1800 \text{ V},$ $di/dt = 550 \text{ A}/\mu\text{s},$ $L_\sigma = 1200 \text{ nH},$ Inductive load, Switch: 2x 5SMX12M3300	$T_{vj} = 25 \text{ °C}$		85		mJ
			$T_{vj} = 125 \text{ °C}$		145		mJ

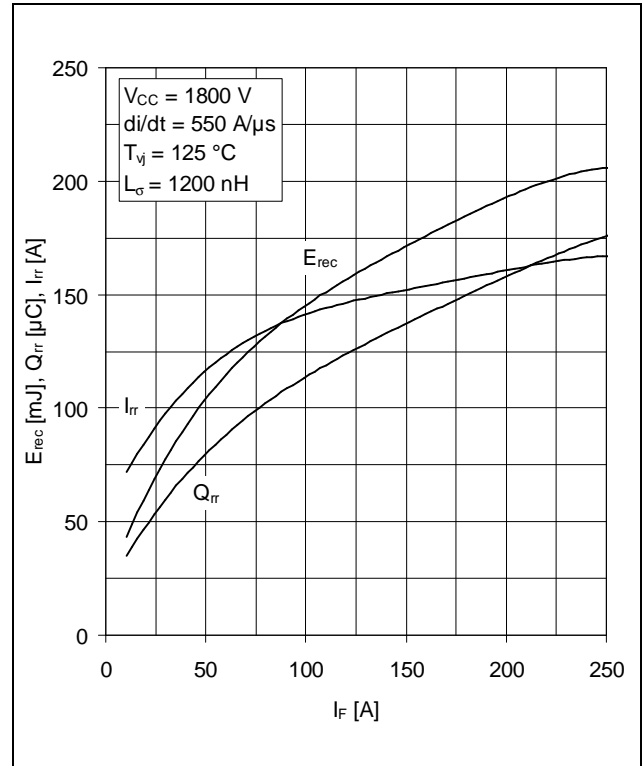
<sup>2)</sup> Characteristic values according to IEC 60747 - 2

ABB Switzerland Ltd, Semiconductors reserves the right to change specifications without notice.

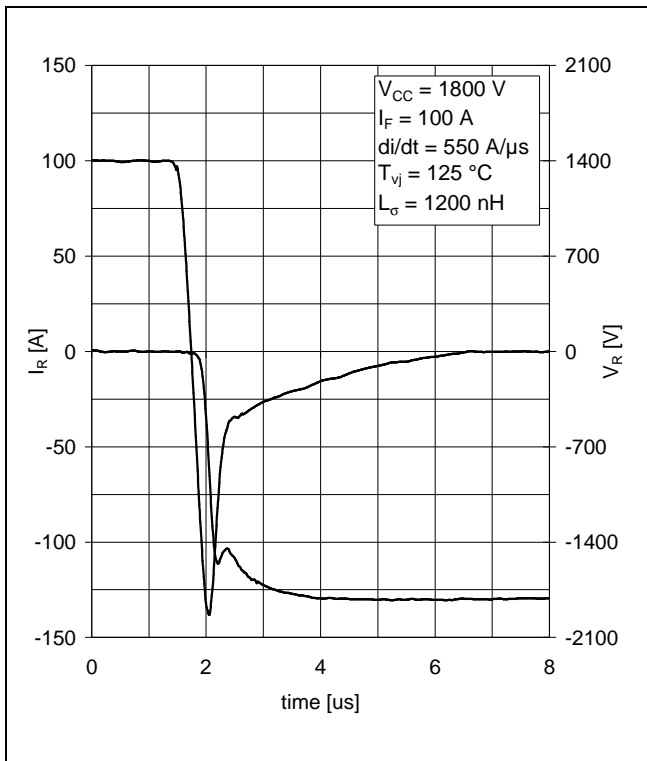




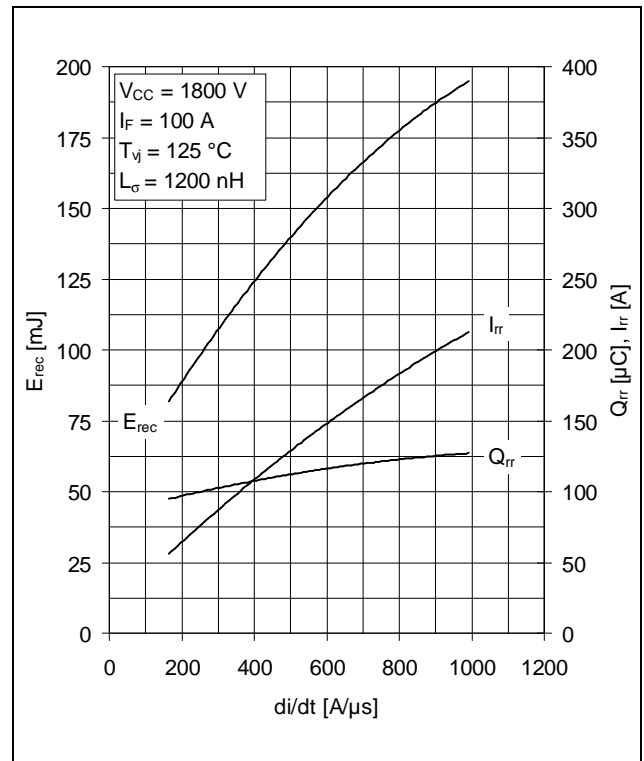
**Fig. 1** Typical diode forward characteristics



**Fig. 2** Typical reverse recovery characteristics vs. forward current



**Fig. 3** Typical diode reverse recovery behaviour



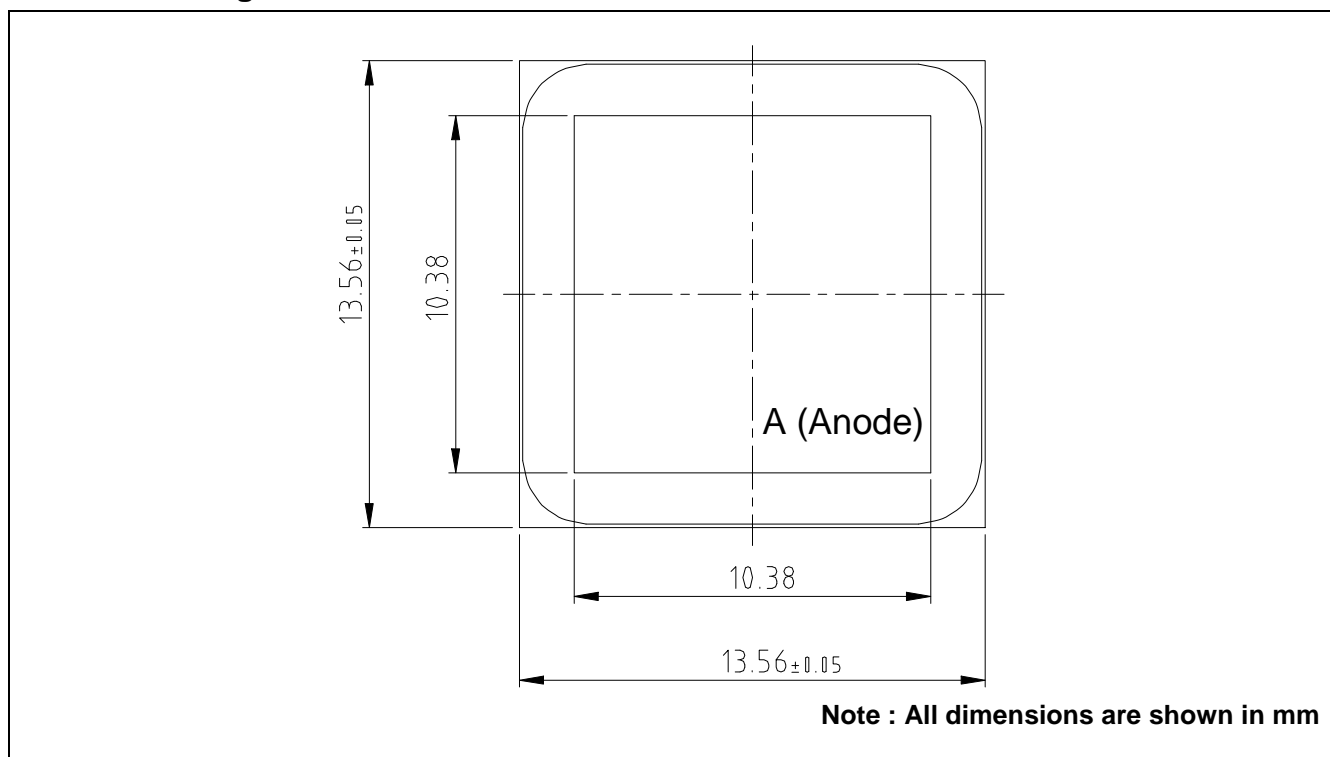
**Fig. 4** Typical reverse recovery vs. di/dt

## Mechanical properties

Parameter				Unit
Dimensions	Overall die	L x W	13.6 x 13.6	mm
	exposed front metal	L x W	10.38 x 10.38	mm
	thickness		385 ± 15	µm
Metallization <sup>3)</sup>	front (A)	AlSi1	4	µm
	back (K)	Al / Ti / Ni / Ag	1.2	µm

<sup>3)</sup> For assembly instructions refer to: IGBT and Diode chips from ABB Switzerland Ltd, Semiconductors, Doc. No. 5SYA 2033.

## Outline Drawing



This product has been designed and qualified for Industrial Level.

ABB Switzerland Ltd, Semiconductors reserves the right to change specifications without notice.



**ABB Switzerland Ltd**  
**Semiconductors**  
 Fabrikstrasse 3  
 CH-5600 Lenzburg, Switzerland

Doc. No. 5SYA1661-02 Feb. 05

Telephone +41 (0)58 586 1419  
 Fax +41 (0)58 586 1306  
 Email [abbsem@ch.abb.com](mailto:abbsem@ch.abb.com)  
 Internet [www.abb.com/semiconductors](http://www.abb.com/semiconductors)