


Type: SEE-16

◆ **Product Description**

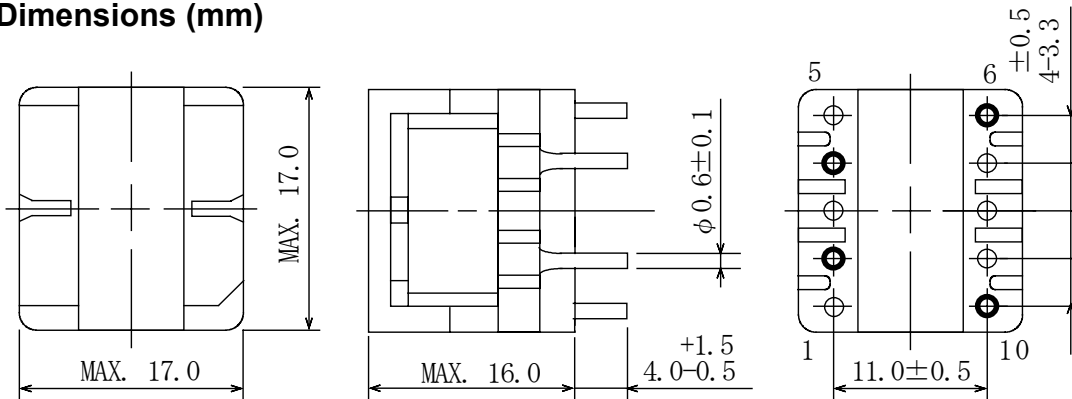
- 17.0mm × 15.0 Max.(L×W), 16.0 mm Max. (Height)
- In addition to the typical versions of parameters shown here, custom designs are available to meet your exact requirements.



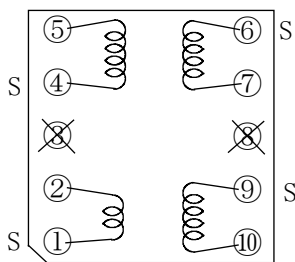
◆ **Feature**

- Max. Operating frequency 300kHz, Max. Operating Power 12.0W(300kHz).
- Ideally used as Driving transformer for Switching regulator, EL Inverter.
- RoHS Compliance

◆ **Dimensions (mm)**



◆ **Schematics (Bottom)**



“S” Indicates the winding start

◆ **Specification**

Sample No.	Inductance (1-2) 1kHz/0.1V	Hi-pot Winding-winding (50/60Hz)
3366-T177	4.75mH ± 50 %	AC 1500Vrms/1min.