

Features

1. Effective in suppressing noise at high frequencies.
2. Suited for preventing the abnormal oscillation from high frequency amplifying circuits.
3. Excellent solder heat resistance for soldering.
4. High reliability in the circuits of high current.
5. Lead Free (RoHS Compliance)

Applications

1. Noise suppression in digital equipments.
2. Computers and peripheral devices, VCR and camera.
3. Noise suppression in automotive electronic equipment, car stereo, car engine controller.
4. Noise suppression for OA electronic instruments.

Ordering Information

SHH - 1 M 4516 - 600 J T
 (1) (2) (3) (4) (5) (6)

(1) Series

SHH : For high current(~3.0A)

(4) Impedance (at 100MHz)

First two digits are impedance values.
 Last digit is the number of zeros

(2) Material & Design

B : For high speed
 M : For high impedance type
 T : For Low speed

(5) Termination

J : Nickel barrier

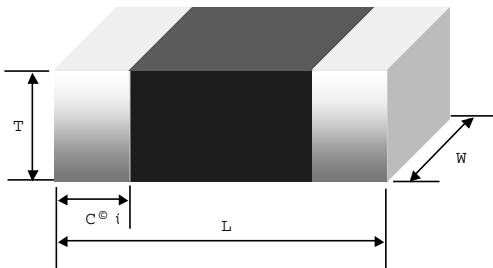
(6) Packaging

B : Bulk package
 T : Tape & Reel (Φ178mm [7 inches])
 L : Tape & Reel (Φ254mm [10 inches])

(3) Dimension

First two digits : length (mm)
 Last two digits : width (mm)

Shape and Dimensions



Unit : mm [inches]

Type	L	W	T	C
SHH-1□4516-	4.5±0.25 (.177±.010)	1.6±0.20 (.063±.008)	1.3±0.20 (.051±.008)	0.50±0.30 (.020±.012)
SHH-1□4532-	4.5±0.25 (.177±.010)	3.2±0.25 (.126±.010)	1.3±0.25 (.051±.010)	0.70±0.40 (.027±.016)
SHH-1□5750-	5.7±0.30 (.225±.012)	5.0±0.30 (.198±.012)	1.6±0.25 (.063±.010)	0.80±0.50 (.031±.020)

Electrical Parameters

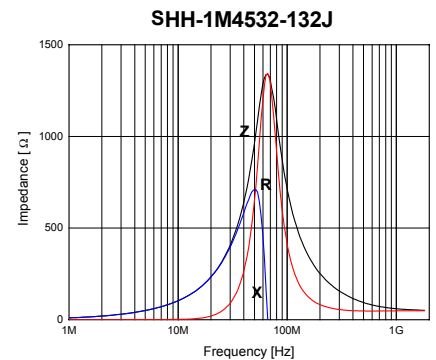
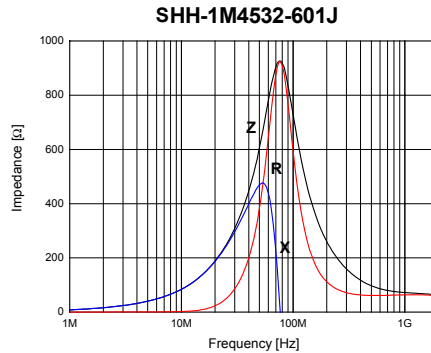
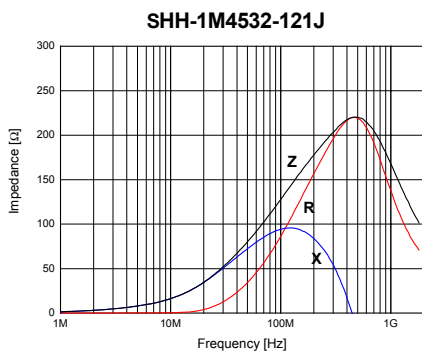
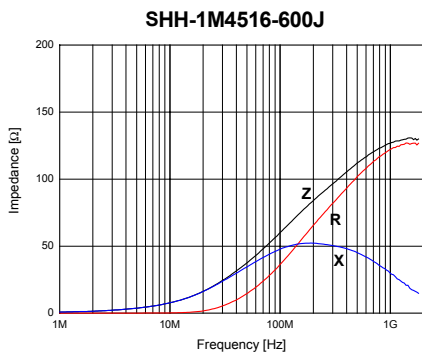
Part No.	Z at 100MHz(Ω)		DC Resistance (Ω) max.	Rated current (mA) max.
	Typ.	min.		
SHH-1M4516-600□□	60	45	0.02	4000
SHH-1M4516-111□□	110	83	0.02	4000

Part No.	Z at 100MHz(Ω)		DC Resistance (Ω) max.	Rated current (mA) max.
	Typ.	min.		
SHH-1M4532-121□□	120	90	0.03	3000
SHH-1M4532-601□□	600 (at 50MHz)	450	0.04	3000
SHH-1M4532-132□□	1300 (at 60MHz)	980	0.05	2700
SHH-1T4532-121□□	120	90	0.03	3000
SHH-1B4532-132□□	1300	980	0.05	2700

Part No.	Z at 100MHz(Ω)		DC Resistance (Ω) max.	Rated current (mA) max.
	Typ.	min.		
SHH-1M5750-401□□	400	300	0.05	2500
SHH-1M5750-501□□	500	375	0.08	2500
SHH-1T5750-151□□	150	115	0.05	4000

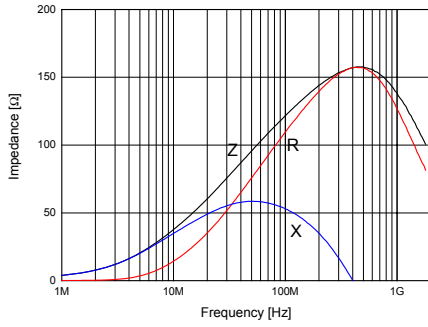
※ Parts with other electrical characteristics available upon request.
 ※ Test equipment : HP4291 + HP16192A

Electrical Characteristic Curves

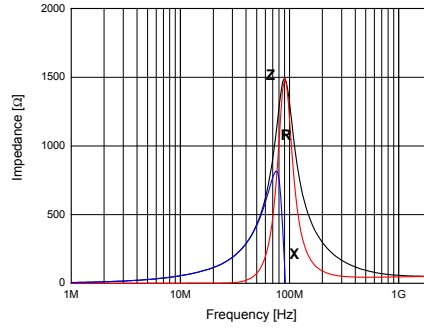


*All specifications are subject to change without notice.

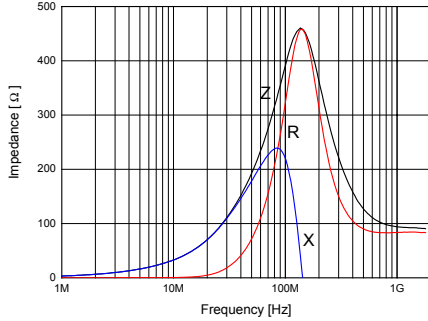
SHH-1T4532-121J



SHH-1B4532-132J



SHH-1M5750-401J



SHH-1M5750-501J

